

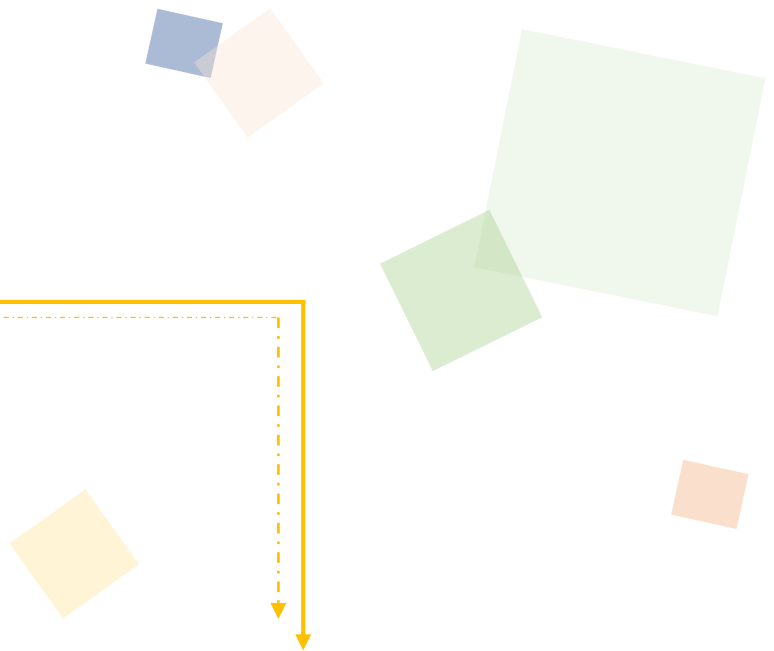
Trading Volume & Amount in Charts

■ VOLUME


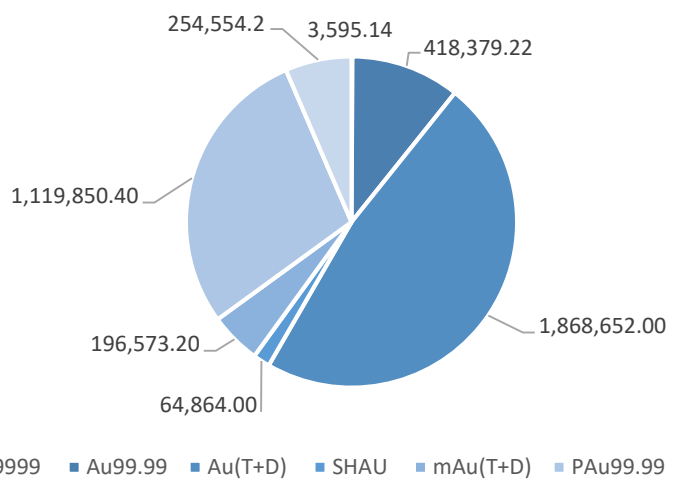
Popular Products (Trading Volume)

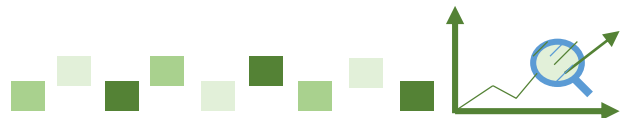
Total: 104,044,510.16 kg

- ◆ Au Products: 3,926,468.16 kg
- ◆ Ag (T+D): 100,095,042.00 kg
- ◆ Others: 23,000.00 kg



Popular Au Products Trading Volume (in kg)





Trading Volume & Amount in Charts

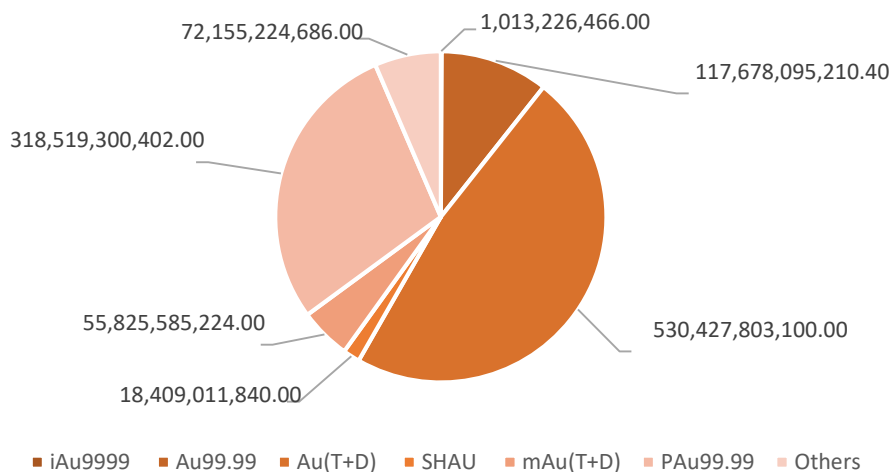
AMOUNT

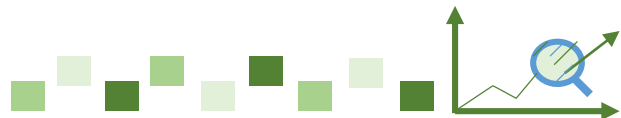
Popular Products (Trading Amount)

Total: 1,531,462,500,800.40 RMB

- ◆ Au Products: 1,114,028,246,928.40 RMB
- ◆ Ag (T+D): 416,580,506,012.00 RMB
- ◆ Others: 853,747,860.00 RMB


Popular Au Products Trading Amount (in RMB)

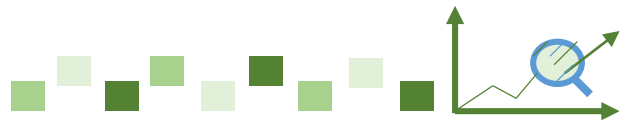




Trading Volume & Amount in Details

| Trading Volume (in kg) | | | | | | | |
|------------------------|------------------------------|-----------------------------|-----------------------------------|----------------------------------|-----------------|---------------|---------------------------------|
| Contract | Previous Month Daily Average | Present Month Daily Average | Previous Month accumulative total | Present Month accumulative total | Month-on -Month | Year-on -Year | Present Year accumulative total |
| Au99.95 | 1,099.83 | 1,193.44 | 25,296.00 | 21,482.00 | -15.08% | -50.47% | 103,158.00 |
| Au99.99 | 26,095.79 | 23,243.29 | 600,203.28 | 418,379.22 | -30.29% | -16.61% | 1,981,098.48 |
| Au100g | 47.15 | 62.86 | 1,084.40 | 1,131.40 | 4.33% | 39.51% | 3,693.20 |
| Au50g | --- | --- | --- | --- | --- | --- | --- |
| Au995 | --- | --- | --- | --- | --- | --- | --- |
| iAu9999 | 122.78 | 199.73 | 2,824.00 | 3,595.14 | 27.31% | -95.74% | 102,522.00 |
| iAu100g | 0.04 | 0.02 | 1.00 | 0.40 | -60.00% | -77.78% | 2.20 |
| iAu995 | --- | --- | --- | --- | --- | --- | --- |
| Au(T+D) | 83,999.22 | 103,814.00 | 1,931,982.00 | 1,868,652.00 | -3.28% | 36.05% | 6,399,006.00 |
| mAu(T+D) | 9,969.78 | 10,920.73 | 229,305.00 | 196,573.20 | -14.27% | 38.04% | 727,777.60 |
| Au(T+N1) | 364.48 | 141.88 | 8,383.00 | 2,553.80 | -69.54% | -98.25% | 22,026.00 |
| Au(T+N2) | 373.96 | 71.70 | 8,601.00 | 1,290.60 | -84.99% | -98.90% | 13,305.00 |
| PAu99.95 | 1,779.65 | 1,266.44 | 40,932.00 | 22,796.00 | -44.31% | -69.55% | 89,128.00 |
| PAu99.99 | 68,122.38 | 62,213.91 | 1,566,814.80 | 1,119,850.40 | -28.53% | -32.82% | 4,093,617.20 |
| PiAu99.99 | 19,232.00 | 11,405.56 | 442,336.00 | 205,300.00 | -53.59% | 120.28% | 1,492,892.00 |
| PiAu50g | --- | --- | --- | --- | --- | --- | --- |
| PiAu99.5 | --- | --- | --- | --- | --- | --- | --- |
| SHAU | 3,550.09 | 3,603.56 | 81,652.00 | 64,864.00 | -20.56% | 21.81% | 282,974.00 |
| Au Products (in total) | 214,757.15 | 218,137.12 | 4,939,414.48 | 3,926,468.16 | -20.51% | -8.64% | 15,312,149.68 |
| Pt99.95 | 180.43 | 187.78 | 4,150.00 | 3,380.00 | -18.55% | -25.78% | 12,920.00 |
| Ag99.9 | --- | --- | --- | --- | --- | --- | --- |
| Ag99.99 | 294.78 | 1,090.00 | 6,780.00 | 19,620.00 | 189.38% | -66.15% | 91,140.00 |
| Ag(T+D) | 5,162,109.57 | 5,560,835.67 | 118,728,520.00 | 100,095,042.00 | -15.69% | 7.64% | 371,219,032.00 |
| Total | 5,377,341.93 | 5,780,250.56 | 123,678,864.48 | 104,044,510.16 | -15.88% | 6.88% | 386,635,241.68 |





Trading Volume & Amount in Details

| Trading Amount (in RMB) | | | | | | | |
|-------------------------|------------------------------|-----------------------------|-----------------------------------|----------------------------------|-----------------|---------------|---------------------------------|
| Contract | Previous Month Daily Average | Present Month Daily Average | Previous Month accumulative total | Present Month accumulative total | Month-on -Month | Year-on -Year | Present Year accumulative total |
| Au99.95 | 303,153,272.17 | 338,850,797.78 | 6,972,525,260.00 | 6,099,314,360.00 | -12.52% | -47.17% | 28,285,125,880.00 |
| Au99.99 | 7,174,371,885.69 | 6,537,671,956.13 | 165,010,553,370.80 | 117,678,095,210.40 | -28.68% | -8.74% | 542,125,660,819.80 |
| Au100g | 13,024,382.61 | 17,846,752.00 | 299,560,800.00 | 321,241,536.00 | 7.24% | 51.92% | 1,023,891,396.00 |
| Au50g | --- | --- | --- | --- | --- | --- | --- |
| Au995 | --- | --- | --- | --- | --- | --- | --- |
| iAu9999 | 33,793,125.80 | 56,290,359.22 | 777,241,893.40 | 1,013,226,466.00 | 30.36% | -95.37% | 27,324,767,677.60 |
| iAu100g | 11,721.74 | 5,955.56 | 269,600.00 | 107,200.00 | -60.24% | -76.18% | 588,802.00 |
| iAu995 | --- | --- | --- | --- | --- | --- | --- |
| Au(T+D) | 23,183,921,171.30 | 29,468,211,283.33 | 533,230,186,940.00 | 530,427,803,100.00 | -0.53% | 48.92% | 1,769,343,004,360.00 |
| mAu(T+D) | 2,754,860,077.13 | 3,101,421,401.33 | 63,361,781,774.00 | 55,825,585,224.00 | -11.89% | 51.15% | 201,149,792,446.00 |
| Au(T+N1) | 101,087,534.78 | 40,575,846.11 | 2,325,013,300.00 | 730,365,230.00 | -68.59% | -98.07% | 6,078,926,870.00 |
| Au(T+N2) | 104,726,189.13 | 20,734,422.22 | 2,408,702,350.00 | 373,219,600.00 | -84.51% | -98.79% | 3,741,469,910.00 |
| PAu99.95 | 492,323,943.48 | 358,778,431.11 | 11,323,450,700.00 | 6,458,011,760.00 | -42.97% | -66.87% | 24,551,200,600.00 |
| PAu99.99 | 18,862,905,397.83 | 17,695,516,689.00 | 433,846,824,150.00 | 318,519,300,402.00 | -26.58% | -26.12% | 1,133,197,725,114.00 |
| PiAu99.99 | 5,264,544,257.39 | 3,231,831,388.89 | 121,084,517,920.00 | 58,172,965,000.00 | -51.96% | 140.50% | 406,639,169,920.00 |
| PiAu50g | --- | --- | --- | --- | --- | --- | --- |
| PiAu99.5 | --- | --- | --- | --- | --- | --- | --- |
| SHAU | 980,257,829.57 | 1,022,722,880.00 | 22,545,930,080.00 | 18,409,011,840.00 | -18.35% | 32.95% | 78,005,957,300.00 |
| Au Products (in total) | 59,268,980,788.62 | 61,890,458,162.69 | 1,363,186,558,138.20 | 1,114,028,246,928.40 | -18.28% | 0.10% | 4,221,728,198,595.40 |
| Pt99.95 | 41,585,538.26 | 42,907,700.00 | 956,467,380.00 | 772,338,600.00 | -19.25% | -23.81% | 2,993,008,920.00 |
| Ag99.9 | --- | --- | --- | --- | --- | --- | --- |
| Ag99.99 | 1,222,524.78 | 4,522,736.67 | 28,118,070.00 | 81,409,260.00 | 189.53% | -59.13% | 374,393,760.00 |
| Ag(T+D) | 21,072,820,694.78 | 23,143,361,445.11 | 484,674,875,980.00 | 416,580,506,012.00 | -14.05% | 24.43% | 1,522,034,835,404.00 |
| Total | 80,384,609,546.44 | 85,081,250,044.47 | 1,848,846,019,568.20 | 1,531,462,500,800.40 | -17.17% | 5.70% | 5,747,130,436,679.40 |





Other Market Data

Delivery Volume

| Delivery Volume (in Kg) | | |
|----------------------------------------|--------------|----------------|
| | Gold | Silver |
| Delivery Volume (Present Month) | 851,147.96 | 1,437,540.00 |
| Trading Volume (Present Month) | 2,578,521.76 | 100,114,662.00 |
| Delivery Ratio (Present Month) | 33.01% | 1.44% |
| Delivery Volume (Accumulative Total) | 3,802,748.28 | 3,897,000.00 |
| Trading Volume (Accumulative Total) | 9,636,512.48 | 371,310,172.00 |
| Delivery Ratio (Accumulative Total) | 39.46% | 1.05% |
| Withdrawal Volume (Present Month) | 171,174.30 | 82,245.00 |
| Withdrawal Volume (Accumulative Total) | 771,973.40 | 364,275.00 |

Price Comparison Chart (Gold)

