

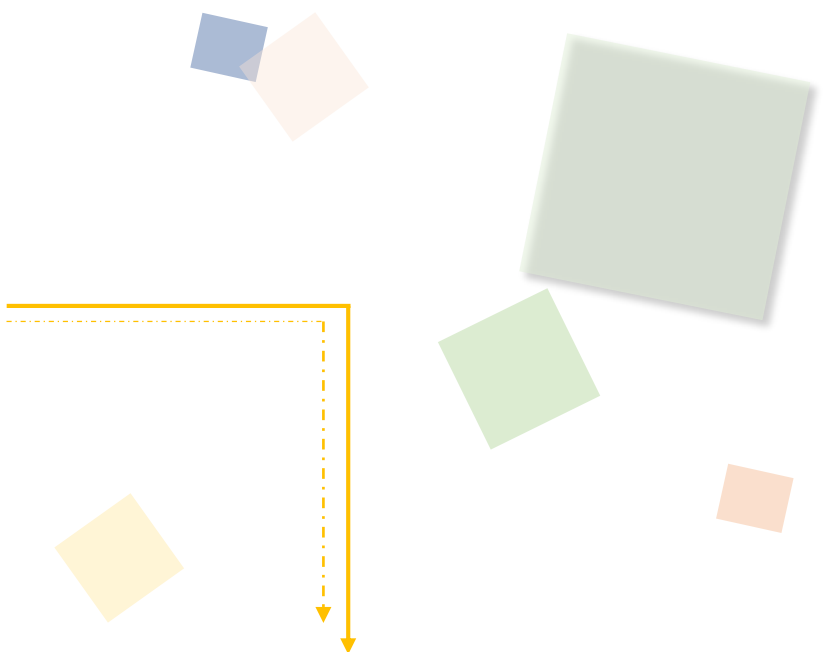
Trading Volume & Amount in Charts

■ VOLUME


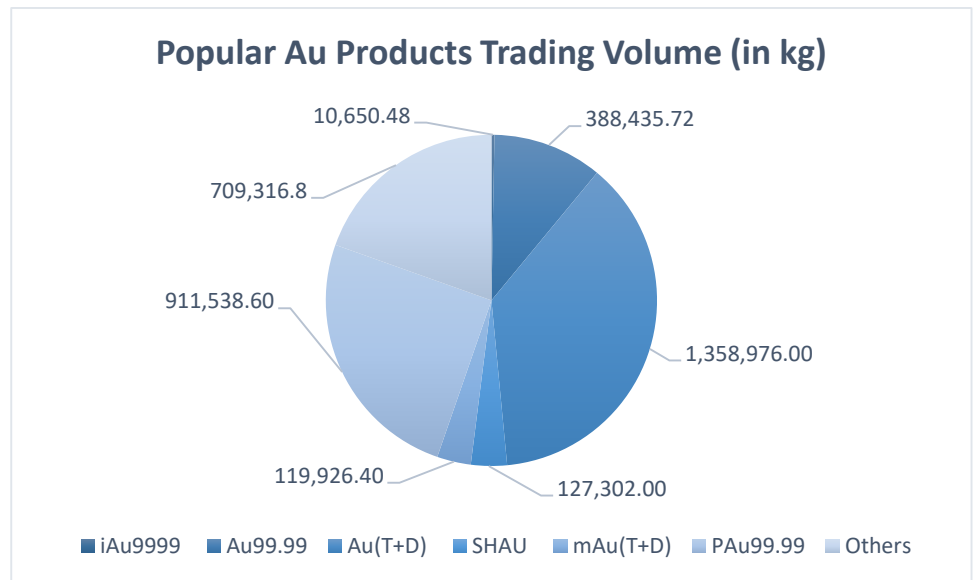
Popular Products (Trading Volume)

Total: 140,390,588.00kg

- ◆ Au Products: 3,626,146.00kg
- ◆ Ag (T+D): 136,732,290.00kg
- ◆ Others: 32,152.00kg



Popular Au Products Trading Volume (in kg)





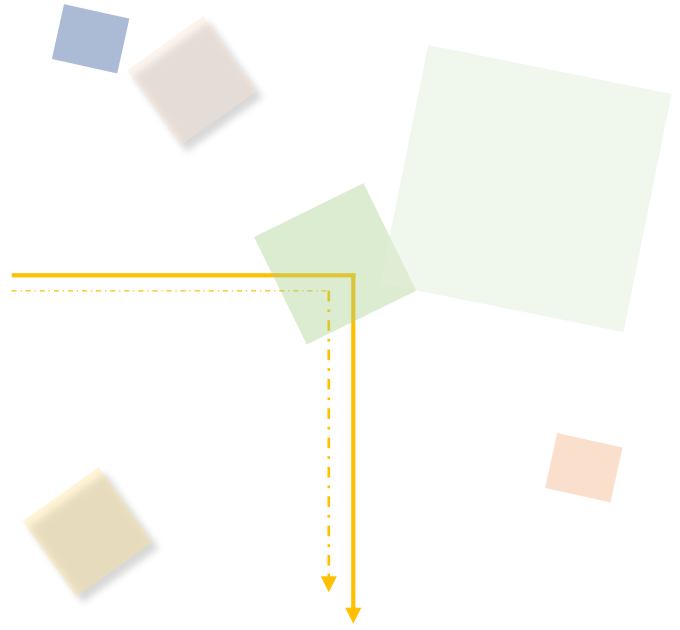
Trading Volume & Amount in Charts

AMOUNT

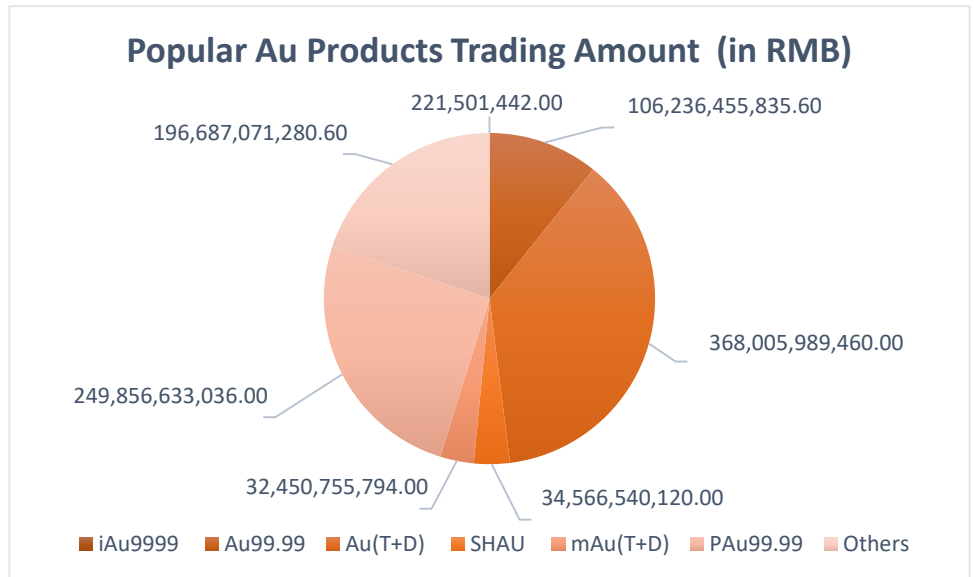
Popular Products (Trading Amount)

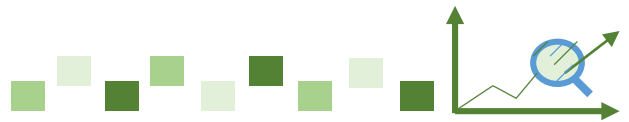
Total: 1,500,258,402,828.20RMB

- ◆ Au Products: 988,024,946,968.20RMB
- ◆ Ag (T+D): 511,220,368,460.00RMB
- ◆ Others: 1,013,087,400.00RMB




Popular Au Products Trading Amount (in RMB)

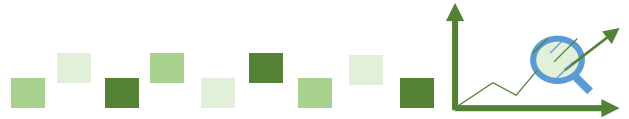




Trading Volume & Amount in Details

Trading Volume (in kg)							
Contract	Previous Month Daily Average	Present Month Daily Average	Previous Month accumulative total	Present Month accumulative total	Month-on -Month	Year-on -Year	Present Year accumulative total
Au99.95	5,352.55	4,109.81	117,756.00	86,306.00	-26.71%	145.77%	424,030.00
Au99.99	29,034.10	18,496.94	638,750.14	388,435.72	-39.19%	-16.39%	3,463,224.92
Au100g	42.79	38.90	941.40	816.80	-13.24%	-56.57%	6,232.20
Au50g	0.00	0.00	0.00	0.00	-	-	0.00
Au995	0.00	0.00	0.00	0.00	-	-	950.00
iAu9999	370.19	507.17	8,144.28	10,650.48	30.77%	107.09%	124,869.62
iAu100g	0.02	0.04	0.40	0.80	100.00%	-92.00%	4.00
iAu995	0.00	0.00	0.00	0.00	-	-	0.00
Au(T+D)	84,529.18	64,713.14	1,859,642.00	1,358,976.00	-26.92%	-15.21%	11,307,708.00
mAu(T+D)	7,991.84	5,710.78	175,820.40	119,926.40	-31.79%	-32.29%	1,217,035.20
Au(T+N1)	416.11	5,480.72	9,154.40	115,095.20	1157.27%	-43.79%	148,314.00
Au(T+N2)	2,297.65	7,372.38	50,548.20	154,820.00	206.28%	-25.63%	219,064.40
PAu99.95	2,009.55	419.90	44,210.00	8,818.00	-80.05%	-60.15%	159,128.00
PAu99.99	64,631.72	43,406.60	1,421,897.80	911,538.60	-35.89%	19.32%	7,644,389.40
PiAu99.99	13,099.09	16,355.24	288,180.04	343,460.00	19.18%	53.33%	2,384,532.04
PiAu50g	0.00	0.00	0.00	0.00	-	-	0.00
PiAu99.5	0.00	0.00	0.00	0.00	-	-	0.00
SHAU	5,011.73	6,062.00	110,258.00	127,302.00	15.46%	189.72%	605,264.00
Au Products (in total)	214,786.50	172,673.62	4,725,303.06	3,626,146.00	-23.26%	-3.40%	27,704,745.78
Pt99.95	138.00	199.62	3,036.00	4,192.00	38.08%	58.79%	24,062.00
Ag99.9	0.00	0.00	0.00	0.00	-	-	0.00
Ag99.99	1,441.36	1,331.43	31,710.00	27,960.00	-11.83%	-56.65%	169,830.00
Ag(T+D)	4,485,275.91	6,511,061.43	98,676,070.00	136,732,290.00	38.57%	-3.73%	694,214,116.00
Total	4,701,641.78	6,685,266.10	103,436,119.06	140,390,588.00	35.73%	-3.74%	722,112,753.78





Trading Volume & Amount in Details

Trading Amount (in RMB)							
Contract	Previous Month Daily Average	Present Month Daily Average	Previous Month accumulative total	Present Month accumulative total	Month-on -Month	Year-on -Year	Present Year accumulative total
Au99.95	1,492,309,196.36	1,136,899,892.38	32,830,802,320.00	23,874,897,740.00	-27.28%	144.80%	116,741,014,900.00
Au99.99	8,012,174,083.08	5,058,878,849.31	176,267,829,827.80	106,236,455,835.60	-39.73%	-19.80%	950,424,831,562.60
Au100g	11,914,655.27	10,547,687.71	262,122,416.00	221,501,442.00	-15.50%	-57.54%	1,724,638,534.00
Au50g	1,492,309,196.36	1,136,899,892.38	32,830,802,320.00	23,874,897,740.00	-27.28%	144.80%	116,741,014,900.00
Au995	8,012,174,083.08	5,058,878,849.31	176,267,829,827.80	106,236,455,835.60	-39.73%	-19.80%	950,424,831,562.60
iAu9999	11,914,655.27	10,547,687.71	262,122,416.00	221,501,442.00	-15.50%	-57.54%	1,724,638,534.00
iAu100g	4,936.36	10,318.10	108,600.00	216,680.00	99.52%	-92.28%	1,073,582.00
iAu995	0.00	0.00	0.00	0.00	-	-	0.00
Au(T+D)	23,521,952,469.09	17,524,094,736.19	517,482,954,320.00	368,005,989,460.00	-28.89%	-20.29%	3,123,950,650,260.00
mAu(T+D)	2,225,069,024.64	1,545,274,085.43	48,951,518,542.00	32,450,755,794.00	-33.71%	-36.43%	336,279,751,936.00
Au(T+N1)	116,000,282.73	1,520,621,908.57	2,552,006,220.00	31,933,060,080.00	1151.29%	-46.36%	41,132,568,340.00
Au(T+N2)	646,068,525.00	2,024,495,064.29	14,213,507,550.00	42,514,396,350.00	199.11%	-29.51%	60,579,091,660.00
PAu99.95	566,973,894.55	115,482,086.67	12,473,425,680.00	2,425,123,820.00	-80.56%	-61.59%	44,140,902,420.00
PAu99.99	18,138,819,607.82	11,897,934,906.48	399,054,031,372.00	249,856,633,036.00	-37.39%	19.53%	2,120,513,483,274.00
PiAu99.99	3,621,864,910.91	4,430,762,380.95	79,681,028,040.00	93,046,010,000.00	16.77%	44.37%	651,188,207,960.00
PiAu50g	0.00	0.00	0.00	0.00	-	-	0.00
PiAu99.5	0.00	0.00	0.00	0.00	-	-	0.00
SHAU	1,394,307,178.18	1,646,025,720.00	30,674,757,920.00	34,566,540,120.00	12.69%	172.86%	166,791,163,060.00
Au Products (in total)	59,849,560,479.06	47,048,806,998.49	1,316,690,330,539.40	988,024,946,968.20	-24.96%	-7.60%	7,647,174,788,323.00
Pt99.95	30,281,572.73	43,163,937.14	666,194,600.00	906,442,680.00	36.06%	38.60%	5,430,893,000.00
Ag99.9	0.00	0.00	0.00	0.00	-	-	0.00
Ag99.99	5,737,146.82	5,078,320.00	126,217,230.00	106,644,720.00	-15.51%	-61.17%	682,878,240.00
Ag(T+D)	17,748,441,429.82	24,343,827,069.52	390,465,711,456.00	511,220,368,460.00	30.93%	-16.51%	2,770,473,088,364.00
Total	77,634,020,628.43	71,440,876,325.15	1,707,948,453,825.40	1,500,258,402,828.20	-12.16%	-10.84%	10,423,761,647,927.00





Other Market Data

Delivery Volume

Delivery Volume (in Kg)		
	Gold	Silver
Delivery Volume (Present Month)	914,867.20	638,160.00
Trading Volume (Present Month)	2,362,329.40	136,760,250.00
Delivery Ratio (Present Month)	38.73%	0.47%
Delivery Volume (Accumulative Total)	7,048,716.14	5,282,250.00
Trading Volume (Accumulative Total)	17,516,696.34	694,383,946.00
Delivery Ratio (Accumulative Total)	40.24%	0.76%
Withdrawal Volume (Present Month)	144,710.30	151,710.00
Withdrawal Volume (Accumulative Total)	1,128,980.40	719,820.00

Price Comparison Chart (Gold)

