



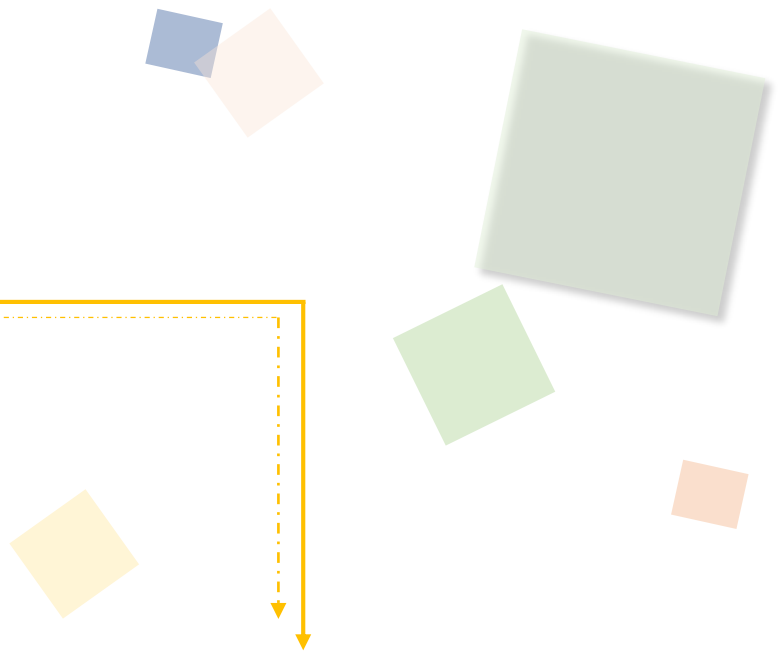
Trading Volume & Amount in Charts

■ VOLUME


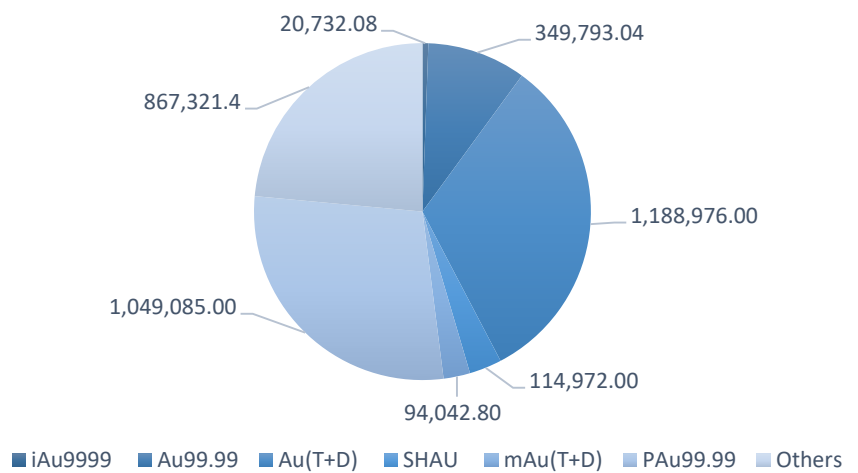
Popular Products (Trading Volume)

Total: 50,109,328.32 kg

- ◆ Au Products: 3,684,922.32 kg
- ◆ Ag (T+D): 46,297,040.00 kg
- ◆ Others: 127,366.00 kg



Popular Au Products Trading Volume (in kg)





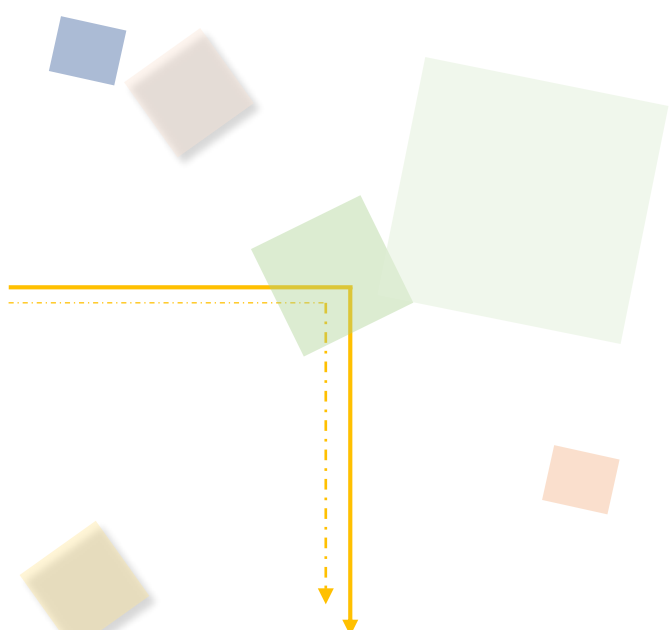
Trading Volume & Amount in Charts

AMOUNT


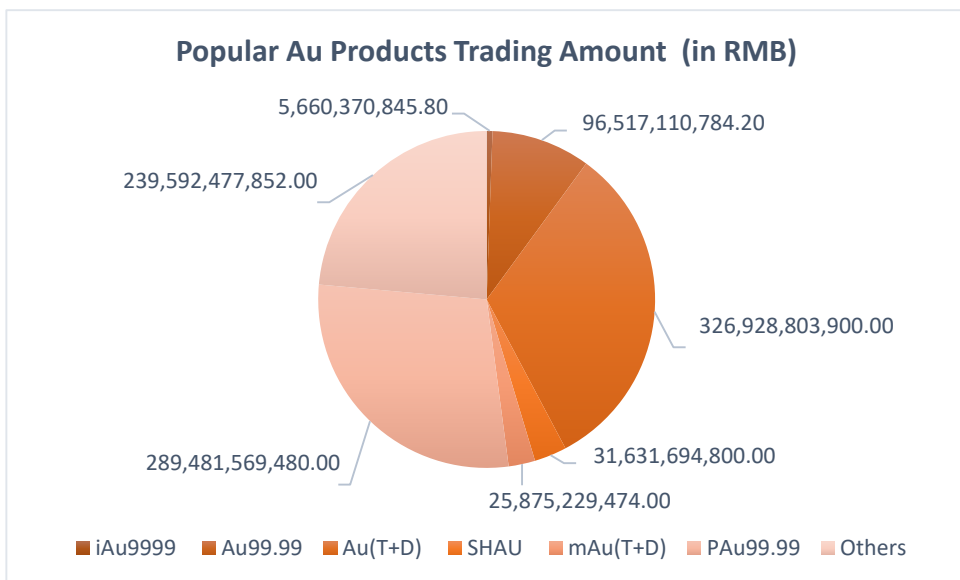
Popular Products (Trading Amount)

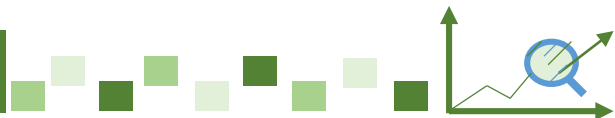
Total: 1,194,943,830,148.00 RMB

- ◆ Au Products: 1,015,687,257,136.00 RMB
- ◆ Ag (T+D): 178,237,160,152.00 RMB
- ◆ Others: 1,019,412,860.00 RMB




Popular Au Products Trading Amount (in RMB)





Trading Volume & Amount in Details


Trading Volume (in kg)							
Contract	Previous Month Daily Average	Present Month Daily Average	Previous Month accumulative total	Present Month accumulative total	Month-on -Month	Year-on -Year	Present Year accumulative total
Au99.95	2,162.76	1,714.24	45,418.00	29,142.00	-35.84%	0.40%	603,730.00
Au99.99	20,673.51	20,576.06	434,143.72	349,793.04	-19.43%	-13.72%	4,731,176.52
Au100g	36.46	25.47	765.60	433.00	-43.44%	-55.46%	8,166.40
Au50g	0.00	0.00	0.00	0.00	-	-	0.00
Au995	0.00	0.00	0.00	0.00	-	-	950.00
iAu9999	1,005.60	1,219.53	21,117.58	20,732.08	-1.83%	66.89%	208,173.38
iAu100g	0.02	0.00	0.40	0.00	-100.00%	-100.00%	5.60
iAu995	0.00	0.00	0.00	0.00	-	-	0.00
Au(T+D)	77,748.76	69,939.76	1,632,724.00	1,188,976.00	-27.18%	29.34%	15,706,262.00
mAu(T+D)	6,802.08	5,531.93	142,843.60	94,042.80	-34.16%	11.19%	1,578,656.60
Au(T+N1)	7,300.71	16,093.79	153,315.00	273,594.40	78.45%	275.67%	824,231.00
Au(T+N2)	11,891.42	16,784.04	249,719.80	285,328.60	14.26%	403.79%	1,001,478.60
PAu99.95	186.67	674.71	3,920.00	11,470.00	192.60%	-86.92%	180,552.00
PAu99.99	36,588.41	61,710.88	768,356.60	1,049,085.00	36.54%	0.55%	10,544,832.00
PiAu99.99	21,017.65	15,726.67	441,370.66	267,353.40	-39.43%	552.08%	3,593,577.56
PiAu50g	0.00	0.00	0.00	0.00	-	-	0.00
PiAu99.5	0.00	0.00	0.00	0.00	-	-	0.00
SHAU	5,531.14	6,763.06	116,154.00	114,972.00	-1.02%	157.21%	967,134.00
Au Products (in total)	190,945.19	216,760.14	4,009,848.96	3,684,922.32	-8.10%	31.71%	39,948,925.66
Pt99.95	216.86	149.18	4,554.00	2,536.00	-44.31%	-16.41%	33,872.00
Ag99.9	0.00	0.00	0.00	0.00	-	-	0.00
Ag99.99	500.00	7,342.94	10,500.00	124,830.00	1088.86%	188.76%	329,550.00
Ag(T+D)	4,155,769.05	2,723,355.29	87,271,150.00	46,297,040.00	-46.95%	-26.06%	978,663,756.00
Total	4,347,431.09	2,947,607.55	91,296,052.96	50,109,328.32	-45.11%	-23.44%	1,018,976,103.66

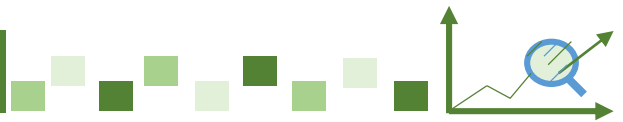




Trading Volume & Amount in Details

Trading Amount (in RMB)							
Contract	Previous Month Daily Average	Present Month Daily Average	Previous Month accumulative total	Present Month accumulative total	Month-on-Month	Year-on-Year	Present Year accumulative total
Au99.95	607,191,478.10	472,491,629.41	12,751,021,040.00	8,032,357,700.00	-37.01%	0.60%	167,250,625,240.00
Au99.99	5,794,329,069.46	5,677,477,104.95	121,680,910,458.60	96,517,110,784.20	-20.68%	-12.71%	1,303,319,975,653.80
Au100g	10,203,880.38	7,013,600.12	214,281,488.00	119,231,202.00	-44.36%	-55.40%	2,261,851,724.00
Au50g	0.00	0.00	0.00	0.00	-	-	0.00
Au995	0.00	0.00	0.00	0.00	-	-	260,917,500.00
iAu9999	278,246,709.12	332,962,990.93	5,843,180,891.60	5,660,370,845.80	-3.13%	66.53%	56,359,491,554.80
iAu100g	5,238.10	0.00	110,000.00	0.00	-100.00%	-100.00%	1,511,142.00
iAu995	0.00	0.00	0.00	0.00	-	-	0.00
Au(T+D)	21,725,039,072.38	19,231,106,111.76	456,225,820,520.00	326,928,803,900.00	-28.34%	29.24%	4,342,861,215,380.00
mAu(T+D)	1,899,881,487.81	152,207,232.20	39,897,511,244.00	25,875,229,474.00	-35.15%	11.05%	436,534,960,078.00
Au(T+N1)	2,077,103,540.00	4,494,833,271.18	43,619,174,340.00	76,412,165,610.00	75.18%	277.80%	231,379,344,370.00
Au(T+N2)	3,342,202,247.14	4,629,845,708.24	70,186,247,190.00	78,707,377,040.00	12.14%	403.59%	278,404,434,600.00
PAu99.95	53,108,009.52	187,351,947.06	1,115,268,200.00	3,184,983,100.00	185.58%	-86.81%	50,132,000,620.00
PAu99.99	10,306,589,435.24	17,028,327,616.47	216,438,378,140.00	289,481,569,480.00	33.75%	0.69%	2,928,932,818,676.00
PiAu99.99	5,890,271,482.61	4,302,139,011.76	123,695,701,134.80	73,136,363,200.00	-40.87%	543.54%	985,830,867,340.00
PiAu50g	0.00	0.00	0.00	0.00	-	-	0.00
PiAu99.5	0.00	0.00	0.00	0.00	-	-	0.00
SHAU	1,545,805,238.10	1,860,687,929.41	32,461,910,000.00	31,631,694,800.00	-2.56%	156.88%	267,003,237,820.00
Au Products (in total)	53,529,976,887.95	59,746,309,243.29	1,124,129,514,647.00	1,015,687,257,136.00	-9.65%	31.96%	11,050,533,251,698.60
Pt99.95	47,598,064.76	31,613,605.88	999,559,360.00	537,431,300.00	-46.23%	-19.57%	7,578,503,720.00
Ag99.9	0.00	0.00	0.00	0.00	-	-	0.00
Ag99.99	1,982,751.43	28,351,856.47	41,637,780.00	481,981,560.00	1057.56%	178.95%	1,300,013,940.00
Ag(T+D)	16,230,627,384.10	10,484,538,832.47	340,843,175,066.00	178,237,160,152.00	-47.71%	-28.57%	3,872,858,771,062.00
Total	69,810,185,088.24	70,290,813,538.12	1,466,013,886,853.00	1,194,943,830,148.00	-18.49%	17.14%	14,932,270,540,420.60





Other Market Data

Delivery Volume

Delivery Volume (in kg)		
	Gold	Silver
Delivery Volume (Present Month)	735,726.12	1,315,590.00
Trading Volume (Present Month)	2,357,013.92	46,421,870.00
Delivery Ratio (Present Month)	31.21%	2.83%
Delivery Volume (Accumulative Total)	9,882,839.10	9,344,460.00
Trading Volume (Accumulative Total)	25,629,964.10	978,993,306.00
Delivery Ratio (Accumulative Total)	38.56%	0.95%
Withdrawal Volume (Present Month)	151,540.90	134,580.00
Withdrawal Volume (Accumulative Total)	1,656,166.60	1,288,515.00

Price Comparison Chart (Gold)

