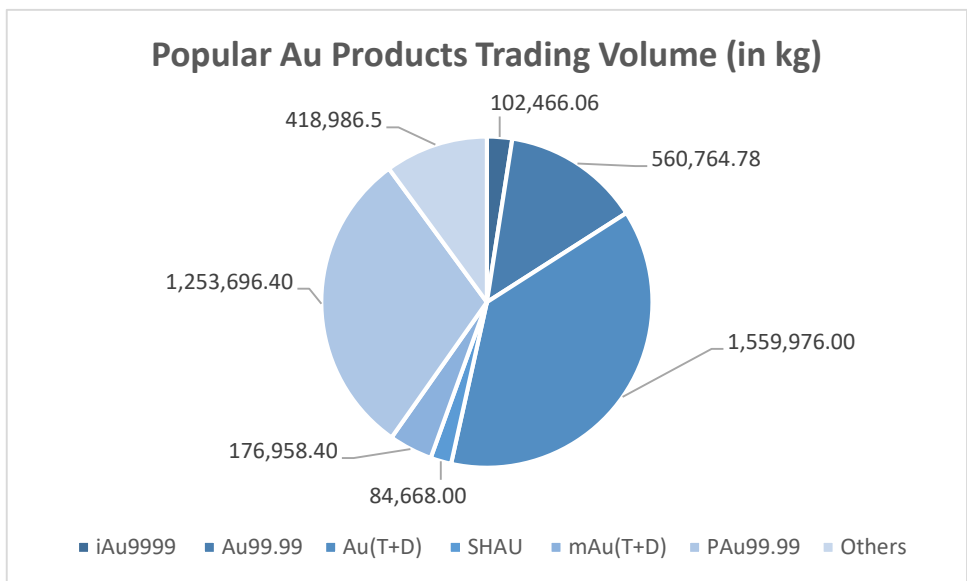
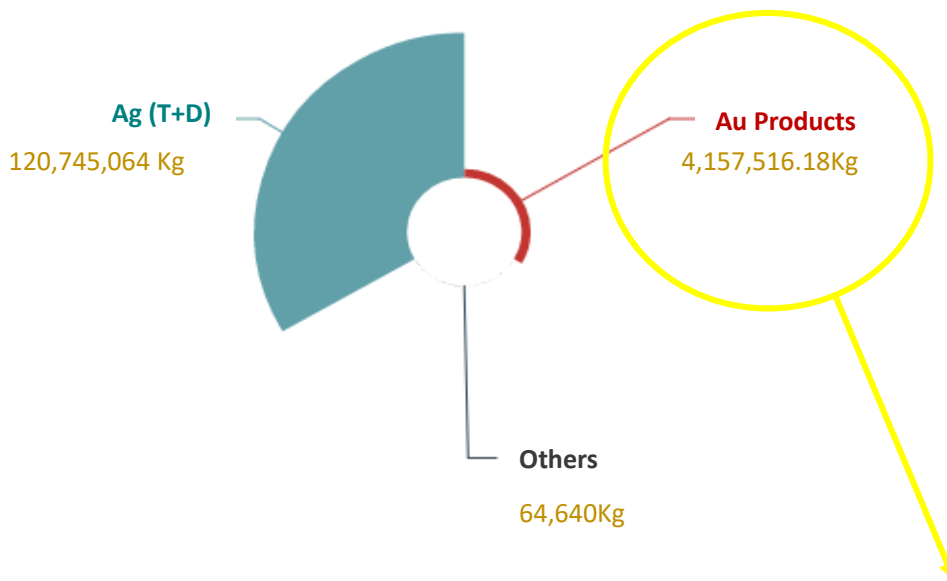
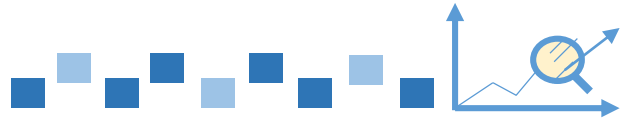


Trading Volume & Amount in Charts

■ VOLUME

Popular Products (Trading Volume)

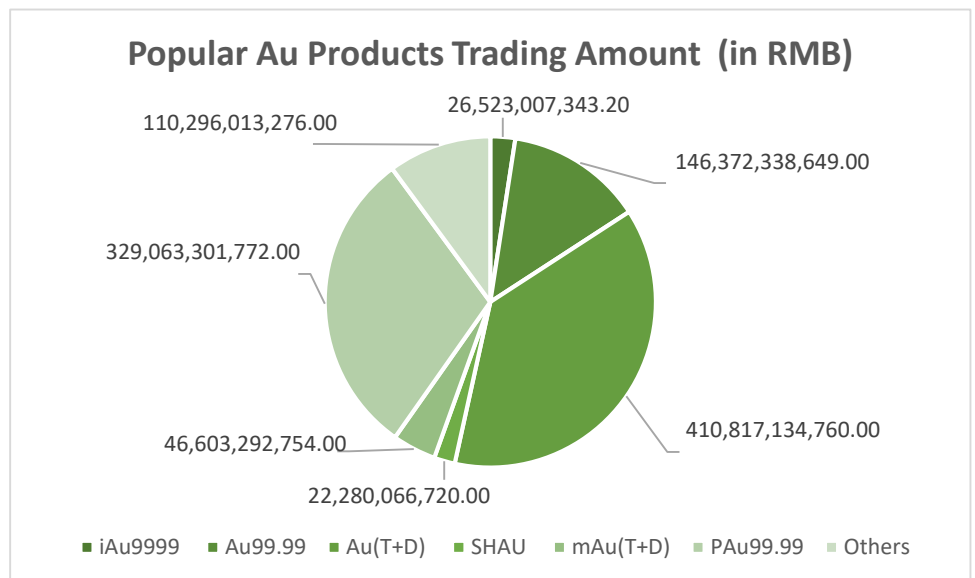
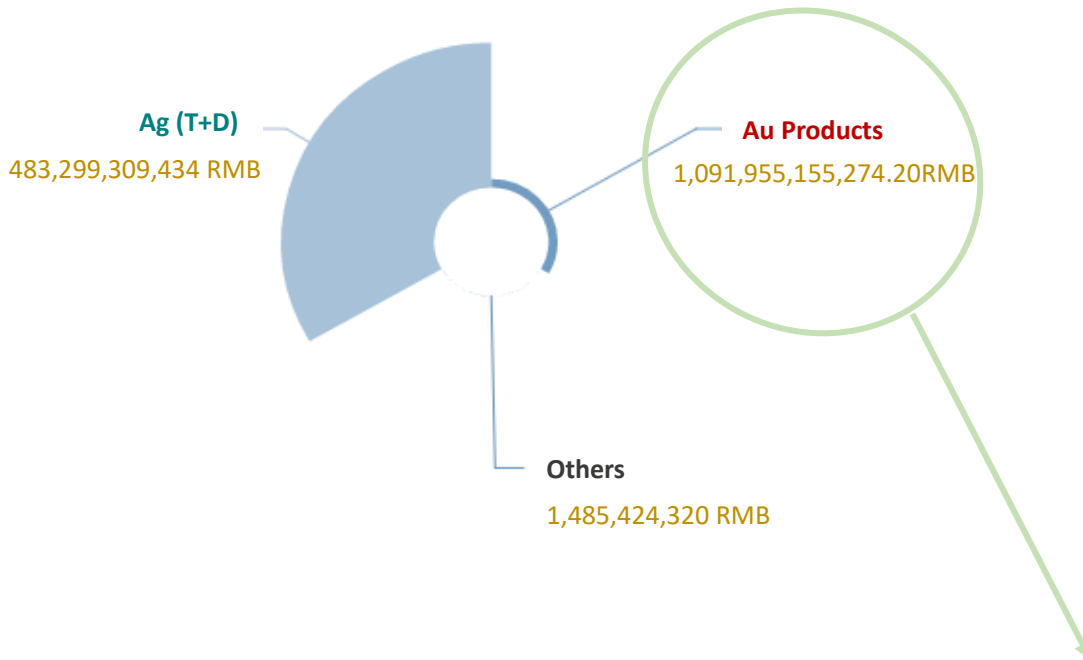


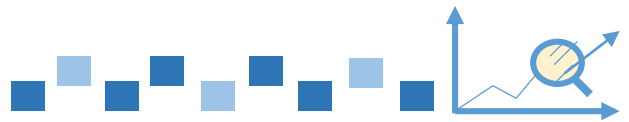


Trading Volume & Amount in Charts

AMOUNT

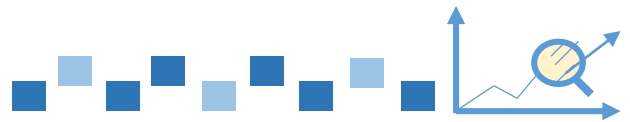
Popular Products (Trading Amount)





Trading Volume & Amount in Details

Trading Volume (in kg)							
Contract	Previous Month Daily Average	Present Month Daily Average	Previous Month accumulative total	Present Month accumulative total	Month-on -Month	Year-on -Year	Present Year accumulative total
Au99.95	1,625.45	1,795.00	35,760.00	39,490.00	10.43%	-31.94%	483,642.00
Au99.99	19,674.87	25,489.31	432,847.22	560,764.78	29.55%	-9.84%	5,951,760.76
Au100g	86.31	58.64	1,898.80	1,290.00	-32.06%	23.82%	15,533.60
Au50g	---	---	---	---	---	---	---
Au995	---	---	---	---	---	---	---
iAu9999	2,362.98	4,657.55	51,985.52	102,466.06	97.11%	10428.56%	377,873.62
iAu100g	0.16	0.01	3.60	0.20	-94.44%	-90.00%	35.00
iAu995	---	---	---	---	---	---	---
Au(T+D)	103,001.27	70,908.00	2,266,028.00	1,559,976.00	-31.16%	22.17%	18,371,984.00
mAu(T+D)	10,135.51	8,043.56	222,981.20	176,958.40	-20.64%	81.89%	1,796,432.00
Au(T+N1)	8,616.33	238.11	189,559.20	5,238.40	-97.24%	-98.80%	1,752,867.40
Au(T+N2)	7,461.61	175.08	164,155.40	3,851.80	-97.65%	-98.25%	1,665,068.00
PAu99.95	1,652.36	1,575.00	36,352.00	34,650.00	-4.68%	152.81%	510,472.00
PAu99.99	53,708.26	56,986.20	1,181,581.80	1,253,696.40	6.10%	58.18%	14,159,315.20
PiAu99.99	20,290.91	15,203.01	446,400.00	334,466.14	-25.07%	105.29%	3,022,382.18
PiAu50g	---	---	---	---	---	---	---
PiAu99.5	---	---	---	---	---	---	---
SHAU	2,525.45	3,848.55	55,560.00	84,668.00	52.39%	---	569,190.00
Au Products (in total)	231,141.49	188,978.01	5,085,112.74	4,157,516.18	-18.24%	12.87%	48,676,555.76
Pt99.95	202.82	257.27	4,462.00	5,660.00	26.85%	27.02%	52,946.00
Ag99.9	---	---	---	---	---	---	---
Ag99.99	6,091.36	2,680.91	134,010.00	58,980.00	-55.99%	-71.11%	745,680.00
Ag(T+D)	7,119,573.18	5,488,412.00	156,630,610.00	120,745,064.00	-22.91%	142.91%	1,116,843,996.00
Total	7,357,008.85	5,680,328.19	161,854,194.74	124,967,220.18	-22.79%	133.15%	1,166,319,177.76



Trading Volume & Amount in Details

Trading Amount (in RMB)							
Contract	Previous Month Daily Average	Present Month Daily Average	Previous Month accumulative total	Present Month accumulative total	Month-on-Month	Year-on-Year	Present Year accumulative total
Au99.95	448,510,230.91	470,768,782.73	9,867,225,080.00	10,356,913,220.00	4.96%	-21.97%	128,191,834,460.00
Au99.99	5,365,980,489.67	6,653,288,120.41	118,051,570,772.80	146,372,338,649.00	23.99%	5.02%	1,573,342,261,286.00
Au100g	23,781,744.09	15,483,445.27	523,198,370.00	340,635,796.00	-34.89%	46.83%	4,157,701,754.00
Au50g	---	---	---	---	---	---	---
Au995	---	---	---	---	---	---	---
iAu9999	641,930,601.11	1,205,591,242.87	14,122,473,224.40	26,523,007,343.20	87.81%	12002.63%	99,823,503,683.00
iAu100g	45,936.36	2,563.64	1,010,600.00	56,400.00	-94.42%	-87.09%	9,338,894.00
iAu995	---	---	---	---	---	---	---
Au(T+D)	28,503,239,320.91	18,673,506,125.45	627,071,265,060.00	410,817,134,760.00	-34.49%	44.74%	4,929,151,550,060.00
mAu(T+D)	2,794,559,131.09	2,118,331,488.82	61,480,300,884.00	46,603,292,754.00	-24.20%	115.00%	484,705,101,874.00
Au(T+N1)	2,418,286,593.64	63,379,529.09	53,202,305,060.00	1,394,349,640.00	-97.38%	-98.58%	475,106,831,060.00
Au(T+N2)	2,073,922,612.73	46,542,838.18	45,626,297,480.00	1,023,942,440.00	-97.76%	-97.93%	453,651,964,530.00
PAu99.95	450,754,136.36	416,588,481.82	9,916,591,000.00	9,164,946,600.00	-7.58%	196.45%	135,612,698,680.00
PAu99.99	14,825,070,685.00	14,957,422,807.82	326,151,555,070.00	329,063,301,772.00	0.89%	83.64%	3,758,517,032,236.00
PiAu99.99	5,547,276,727.27	4,000,689,508.18	122,040,088,000.00	88,015,169,180.00	-27.88%	140.04%	826,519,255,342.00
PiAu50g	---	---	---	---	---	---	---
PiAu99.5	---	---	---	---	---	---	---
SHAU	692,241,963.64	1,012,730,305.45	15,229,323,200.00	22,280,066,720.00	46.30%	---	155,275,261,880.00
Au Products (in total)	63,785,600,172.78	49,634,325,239.74	1,403,283,203,801.20	1,091,955,155,274.20	-22.19%	32.30%	13,024,064,335,739.00
Pt99.95	45,278,840.91	56,731,118.18	996,134,500.00	1,248,084,600.00	25.29%	45.46%	11,741,650,640.00
Ag99.9	---	---	---	---	---	---	---
Ag99.99	24,685,195.91	10,788,169.09	543,074,310.00	237,339,720.00	-56.30%	-63.70%	2,839,545,210.00
Ag(T+D)	29,118,020,651.55	21,968,150,428.82	640,596,454,334.00	483,299,309,434.00	-24.55%	204.06%	4,402,697,142,786.00
Total	92,973,584,861.15	71,669,994,955.83	2,045,418,866,945.20	1,576,739,889,028.20	-22.91%	59.94%	17,441,342,674,375.00