

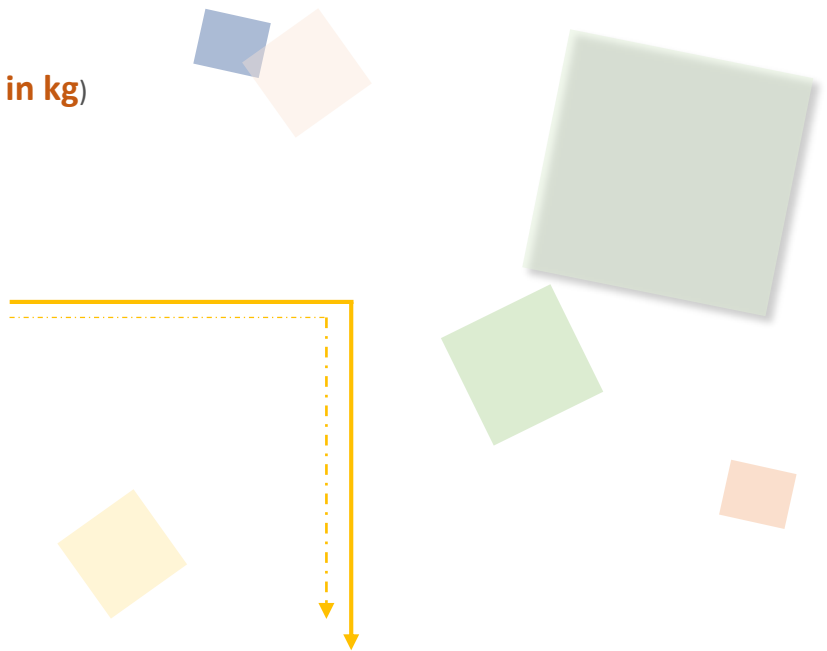
Trading Volume & Amount in Charts

■ VOLUME

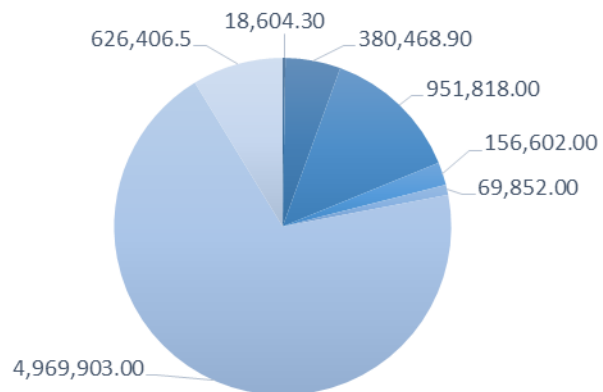
Popular Products (Trading Volume, in kg)

Total: 60,905,010.74


- ◆ Au Products: 7,173,654.74
- ◆ Ag (T+D): 51,829,096.00
- ◆ Others: 1,902,260.00



Popular Au Products Trading Volume (in kg)



■ iAu9999 ■ Au99.99 ■ Au(T+D) ■ SHAU ■ mAu(T+D) ■ PAu99.99 ■ Others





Trading Volume & Amount in Charts

AMOUNT

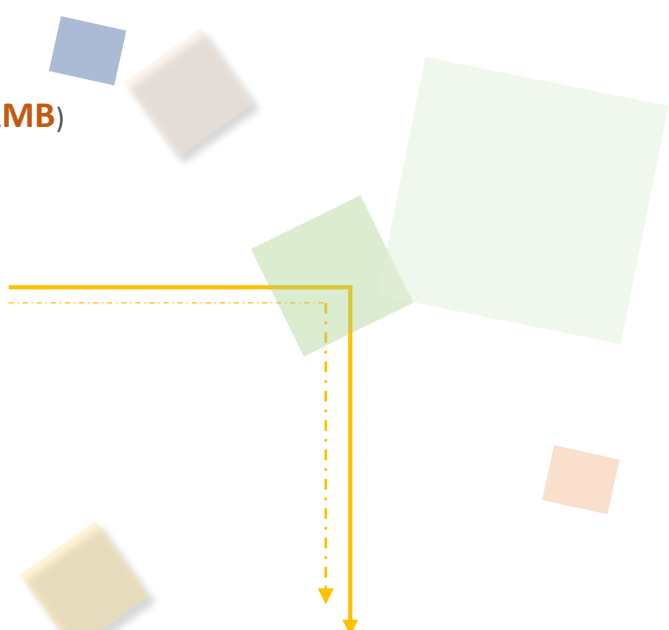
Popular Products (Trading Amount, in 10,000 RMB)

Total: 212,214,098.89

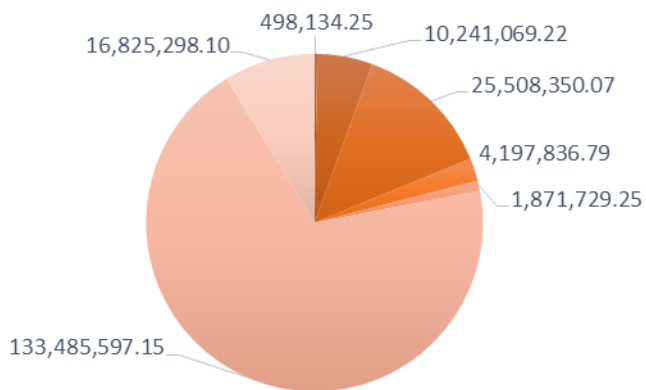
◆ Au Products: 192,628,014.82

◆ Ag (T+D): 18,843,818.17


◆ Others: 742,265.89



Popular Au Products Trading Amount (in 10,000 RMB)




■ iAu9999
 ■ Au99.99
 ■ Au(T+D)
 ■ SHAU
 ■ mAu(T+D)
 ■ PAu99.99
 ■ Others





Trading Volume & Amount in Details


Trading Volume (in kg)							
Contract	Previous Month Daily Average	Present Month Daily Average	Previous Month accumulative total	Present Month accumulative total	Month-on -Month	Year-on -Year	Present Year accumulative total
Au99.95	3,003.80	755.27	60,076.00	16,616.00	-72.34%	-80.75%	235,130.00
Au99.99	24,025.27	17,294.04	480,505.42	380,468.90	-20.82%	-2.05%	3,802,282.16
Au100g	27.31	25.64	546.20	564.00	3.26%	-30.95%	3,893.40
Au50g	0.00	0.00	0.00	0.00	-	-	0.00
Au995	0.00	0.00	0.00	0.00	-	-	3,900.00
iAu9999	1,481.57	845.65	29,631.32	18,604.30	-37.21%	74.68%	376,602.68
iAu100g	0.02	0.01	0.40	0.20	-50.00%	-75.00%	10.80
iAu995	0.00	0.00	0.00	0.00	-	-	0.00
Au(T+D)	42,753.90	43,264.45	855,078.00	951,818.00	11.31%	-29.96%	6,635,670.00
mAu(T+D)	3,800.84	3,175.09	76,016.80	69,852.00	-8.11%	-41.75%	640,010.60
Au(T+N1)	686.50	34.15	13,730.00	751.20	-94.53%	-99.35%	410,712.60
Au(T+N2)	440.69	2,257.96	8,813.80	49,675.20	463.61%	-67.91%	228,238.20
PAu99.95	1,117.40	545.45	22,348.00	12,000.00	-46.30%	36.09%	89,196.00
PAu99.99	204,099.00	225,904.68	4,081,980.00	4,969,903.00	21.75%	445.22%	18,891,549.80
PiAu99.99	67,274.55	24,854.54	1,345,490.90	546,799.94	-59.36%	59.20%	4,618,067.18
PiAu50g	0.00	0.00	0.00	0.00	-	-	0.00
PiAu99.5	0.00	0.00	0.00	0.00	-	-	0.00
SHAU	5,887.20	7,118.27	117,744.00	156,602.00	33.00%	23.02%	970,756.00
Au Products (in total)	354,598.04	326,075.22	7,091,960.84	7,173,654.74	1.15%	97.83%	36,906,019.42
Pt99.95	158.00	110.00	3,160.00	2,420.00	-23.42%	-42.27%	22,976.00
Ag99.9	0.00	0.00	0.00	0.00	-	-	0.00
Ag99.99	93.00	169.09	1,860.00	3,720.00	100.00%	-86.70%	79,260.00
Ag(T+D)	3,588,341.50	2,355,868.00	71,766,830.00	51,829,096.00	-27.78%	-62.09%	455,954,646.00
PAg99.99	183,195.00	86,187.27	3,663,900.00	1,896,120.00	-48.25%	-	25,625,100.00
Total	4,126,385.54	2,768,409.58	82,527,710.84	60,905,010.74	-26.20%	-56.62%	518,588,001.42

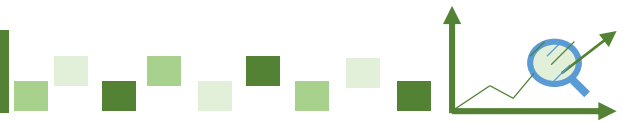




Trading Volume & Amount in Details

Trading Amount (in 10,000 RMB)							
Contract	Previous Month Daily Average	Present Month Daily Average	Previous Month accumulative total	Present Month accumulative total	Month-on -Month	Year-on -Year	Present Year accumulative total
Au99.95	82,451.39	20,275.65	1,649,027.75	446,064.29	-72.95%	-81.32%	6,445,922.46
Au99.99	653,090.58	465,503.15	13,061,811.68	10,241,069.22	-21.60%	-3.60%	103,997,771.34
Au100g	731.70	688.00	14,634.09	15,136.07	3.43%	-31.67%	105,622.28
Au50g	0.00	0.00	0.00	0.00	-	-	0.00
Au995	0.00	0.00	0.00	0.00	-	-	106,733.75
iAu9999	39,476.03	22,642.47	789,520.61	498,134.25	-36.91%	72.16%	10,169,549.56
iAu100g	0.53	0.24	10.64	5.38	-49.44%	-75.17%	288.22
iAu995	0.00	0.00	0.00	0.00	-	-	0.00
Au(T+D)	1,144,476.98	1,159,470.46	22,889,539.67	25,508,350.07	11.44%	-30.68%	179,801,157.58
mAu(T+D)	101,762.10	85,078.60	2,035,242.05	1,871,729.25	-8.03%	-42.32%	17,352,572.29
Au(T+N1)	18,466.79	942.92	369,335.71	20,744.29	-94.38%	-99.35%	11,329,710.41
Au(T+N2)	12,010.28	61,349.36	240,205.70	1,349,685.95	461.89%	-68.25%	6,319,019.07
PAu99.95	29,958.37	14,629.28	599,167.45	321,844.20	-46.28%	32.71%	2,427,610.43
PAu99.99	5,471,477.55	6,067,527.14	109,429,550.92	133,485,597.15	21.98%	434.25%	510,772,392.62
PiAu99.99	1,796,574.44	666,900.81	35,931,488.90	14,671,817.91	-59.17%	57.68%	124,349,870.00
PiAu50g	0.00	0.00	0.00	0.00	-	-	0.00
PiAu99.5	0.00	0.00	0.00	0.00	-	-	0.00
SHAU	157,605.03	190,810.76	3,152,100.67	4,197,836.79	33.18%	21.44%	26,292,835.01
Au Products (in total)	9,508,081.79	8,755,818.86	190,161,635.85	192,628,014.82	1.30%	94.96%	999,471,055.01
Pt99.95	3,144.66	2,133.83	62,893.26	46,944.28	-25.36%	-48.21%	472,726.94
Ag99.9	0.00	0.00	0.00	0.00	-	-	0.00
Ag99.99	34.28	61.59	685.68	1,355.04	97.62%	-87.29%	29,735.70
Ag(T+D)	1,319,770.32	856,537.19	26,395,406.49	18,843,818.17	-28.61%	-63.14%	167,213,628.17
PAg99.99	67,866.68	31,543.94	1,357,333.69	693,966.58	-48.87%	-	9,377,432.84
Total	10,898,897.75	9,646,095.40	217,977,954.97	212,214,098.89	-2.64%	41.45%	1,176,564,578.66





Other Market Data

Delivery Volume

Delivery Volume (in kg)		
	Gold	Silver
Delivery Volume (Present Month)	824,325.80	3,473,580.00
Trading Volume (Present Month)	1,644,951.80	53,728,936.00
Delivery Ratio (Present Month)	50.11%	6.47%
Delivery Volume (Accumulative Total)	7,330,869.24	37,033,320.00
Trading Volume (Accumulative Total)	13,307,206.44	481,659,006.00
Delivery Ratio (Accumulative Total)	55.09%	7.69%
Withdrawal Volume (Present Month)	137,411.90	223,305.00
Withdrawal Volume (Accumulative Total)	1,175,844.20	876,300.00

Price Comparison Chart (Gold)

