

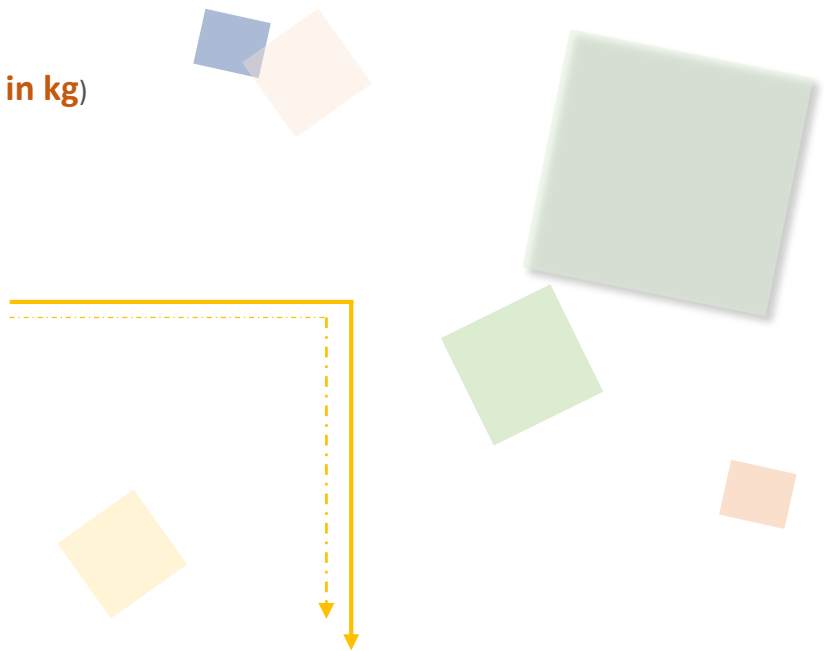
Trading Volume & Amount in Charts

■ VOLUME

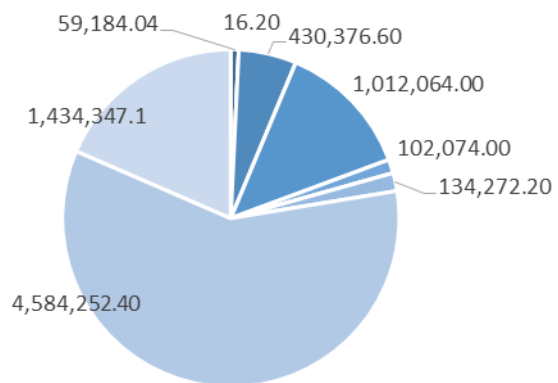
Popular Products (Trading Volume, in kg)

Total: 89,220,962.52


- ◆ Au Products: 7,756,586.52
- ◆ Ag (T+D): 69,576,618.00
- ◆ Others: 11,887,758.00



Popular Au Products Trading Volume (in kg)



■ iAu9999 ■ PGC30g ■ Au99.99 ■ Au(T+D) ■ SHAU ■ mAu(T+D) ■ PAu99.99 ■ Others





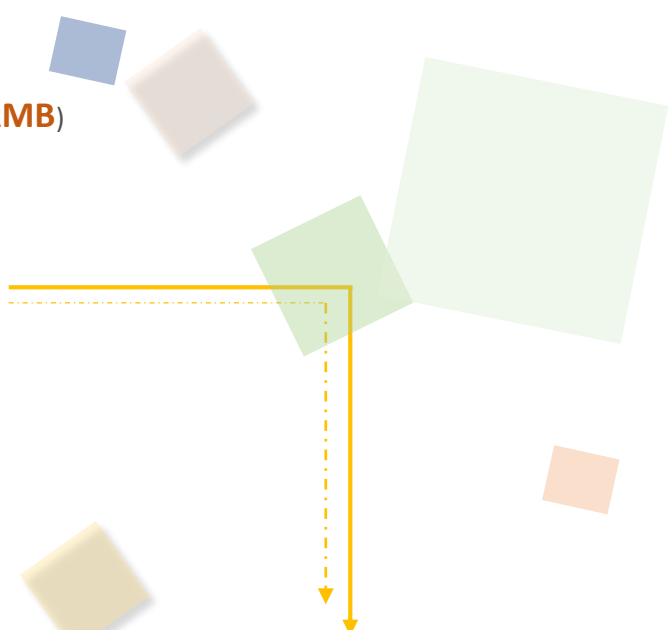
Trading Volume & Amount in Charts

AMOUNT

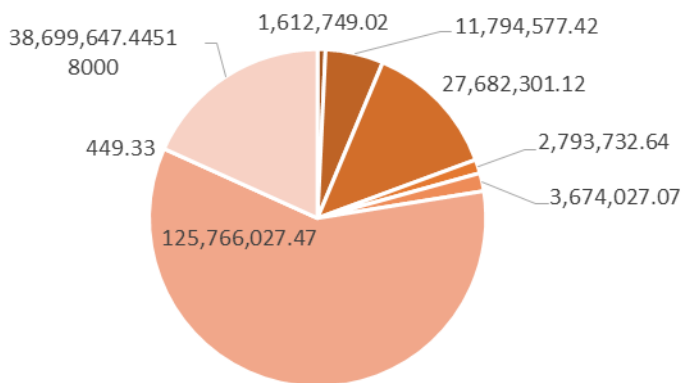
Popular Products (Trading Amount, in 10,000 RMB)

Total: 240,765,983.70


- ◆ Au Products: 212,023,511.51
- ◆ Ag (T+D): 24,485,499.43
- ◆ Others: 4,256,972.76

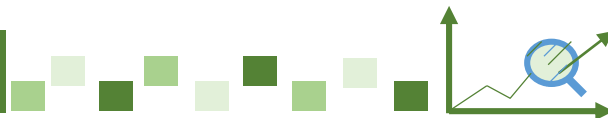


Popular Au Products Trading Amount (in 10,000 RMB)




■ iAu9999 ■ Au99.99 ■ Au(T+D) ■ SHAU ■ mAu(T+D) ■ PAu99.99 ■ PGC30g ■ Others





Trading Volume & Amount in Details


Trading Volume (in kg)							
Contract	Previous Month Daily Average	Present Month Daily Average	Previous Month accumulative total	Present Month accumulative total	Month-on -Month	Year-on -Year	Present Year accumulative total
Au99.95	720.11	580.91	12,962.00	12,780.00	-1.40%	-69.68%	298,078.00
Au99.99	18,081.96	19,562.57	325,475.22	430,376.60	32.23%	8.31%	5,308,925.12
Au100g	39.83	25.09	717.00	552.00	-23.01%	32.06%	6,856.80
Au50g	0.00	0.00	0.00	0.00	-	0.00%	-
Au995	0.00	0.00	0.00	0.00	-	-	3,900.00
PGC30g	3.63	0.74	65.28	16.20	-75.18%	-	2,052.84
iAu9999	1,299.25	2,690.18	23,386.56	59,184.04	153.07%	56.44%	568,802.88
iAu100g	0.09	0.01	1.60	0.20	-87.50%	-	12.60
iAu995	0.00	0.00	0.00	0.00	-	0.00%	-
Au(T+D)	59,819.56	46,002.91	1,076,752.00	1,012,064.00	-6.01%	-39.65%	10,568,334.00
mAu(T+D)	5,477.51	6,103.28	98,595.20	134,272.20	36.19%	38.84%	1,050,830.00
Au(T+N1)	220.67	804.04	3,972.00	17,688.80	345.34%	-97.45%	444,443.60
Au(T+N2)	1,876.13	3,259.02	33,770.40	71,698.40	112.31%	-82.41%	345,617.00
PAu99.95	933.33	57,345.45	16,800.00	1,261,600.00	7409.52%	13742.44%	1,530,796.00
PAu99.99	191,410.73	208,375.11	3,445,393.20	4,584,252.40	33.05%	2.91%	35,069,035.80
PiAu99.99	3,161.11	3,183.08	56,900.00	70,027.68	23.07%	-66.15%	5,231,680.64
PiAu50g	0.00	0.00	0.00	0.00	-	0.00%	-
PiAu99.5	0.00	0.00	0.00	0.00	-	0.00%	-
SHAU	6,226.33	4,639.73	112,074.00	102,074.00	-8.92%	-24.87%	1,382,302.00
Au Products (in total)	289,270.25	352,572.11	5,206,864.46	7,756,586.52	48.97%	-4.92%	61,811,667.28
Pt99.95	175.67	179.45	3,162.00	3,948.00	24.86%	-19.98%	37,652.00
Ag99.9	0.00	0.00	0.00	0.00	-	0.00%	-
Ag99.99	6,220.00	6,800.45	111,960.00	149,610.00	33.63%	69.57%	349,740.00
Ag(T+D)	3,426,845.11	3,162,573.55	61,683,212.00	69,576,618.00	12.80%	-21.51%	729,320,652.00
PAg99.99	246,666.67	533,372.73	4,440,000.00	11,734,200.00	164.28%	-	49,919,880.00
Total	3,969,177.69	4,055,498.30	71,445,198.46	89,220,962.52	24.88%	-7.92%	841,439,591.28

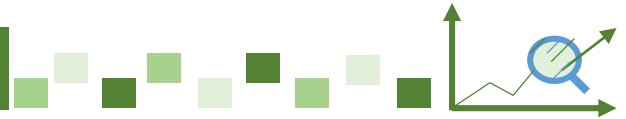




Trading Volume & Amount in Details

Trading Amount (in 10,000 RMB)							
Contract	Previous Month Daily Average	Present Month Daily Average	Previous Month accumulative total	Present Month accumulative total	Month-on -Month	Year-on -Year	Present Year accumulative total
Au99.95	19,646.99	15,892.63	353,645.87	349,637.91	-1.13%	-69.82%	8,145,117.90
Au99.99	495,361.61	536,117.16	8,916,508.90	11,794,577.42	32.28%	8.06%	144,808,413.16
Au100g	1,087.57	687.25	19,576.24	15,119.47	-22.77%	31.55%	185,368.63
Au50g	0.00	0.00	0.00	0.00	-	0.00%	-
Au995	0.00	0.00	0.00	0.00	-	-	106,733.75
PGC30g	99.95	20.42	1,799.11	449.33	-75.02%	-	56,428.37
iAu9999	34,798.77	73,306.77	626,377.81	1,612,749.02	157.47%	56.09%	15,301,367.81
iAu100g	2.37	0.24	42.72	5.32	-87.55%	-	336.26
iAu995	0.00	0.00	0.00	0.00	-	0.00%	-
Au(T+D)	1,635,372.17	1,258,286.41	29,436,699.06	27,682,301.12	-5.96%	-39.91%	285,870,969.45
mAu(T+D)	149,804.42	167,001.23	2,696,479.61	3,674,027.07	36.25%	38.27%	28,448,347.85
Au(T+N1)	6,176.88	22,196.78	111,183.89	488,329.13	339.21%	-97.48%	12,257,523.12
Au(T+N2)	51,839.59	89,285.76	933,112.63	1,964,286.65	110.51%	-82.48%	9,535,204.37
PAu99.95	25,886.18	1,543,011.82	465,951.16	33,946,260.04	7185.37%	13331.91%	41,183,527.51
PAu99.99	5,249,366.87	5,716,637.61	94,488,603.68	125,766,027.47	33.10%	2.43%	947,783,410.79
PiAu99.99	87,712.55	88,000.41	1,578,825.86	1,936,008.92	22.62%	-65.79%	140,882,932.33
PiAu50g	0.00	0.00	0.00	0.00	-	0.00%	-
PiAu99.5	0.00	0.00	0.00	0.00	-	0.00%	-
SHAU	170,440.81	126,987.85	3,067,934.66	2,793,732.64	-8.94%	-25.11%	37,401,376.05
Au Products (in total)	7,927,596.73	9,637,432.34	142,696,741.21	212,023,511.51	48.58%	-5.71%	1,671,967,057.36
Pt99.95	3,495.00	3,647.75	62,909.96	80,250.53	27.56%	-24.02%	760,887.43
Ag99.9	0.00	0.00	0.00	0.00	-	0.00%	-
Ag99.99	2,216.23	2,412.99	39,892.06	53,085.79	33.07%	55.43%	125,845.25
Ag(T+D)	1,215,691.35	1,112,977.25	21,882,444.26	24,485,499.43	11.90%	-28.07%	263,132,101.37
PAg99.99	87,478.33	187,438.02	1,574,610.00	4,123,636.44	161.88%	-	17,913,874.93
Total	9,236,477.64	10,943,908.35	166,256,597.49	240,765,983.70	44.82%	-7.05%	1,953,899,766.34





Other Market Data

Delivery Volume

Delivery Volume (in kg)		
	Gold	Silver
Delivery Volume (Present Month)	938,869.84	17,331,300.00
Trading Volume (Present Month)	1,840,706.44	81,460,428.00
Delivery Ratio (Present Month)	51.01%	21.28%
Delivery Volume (Accumulative Total)	10,737,552.84	73,335,240.00
Trading Volume (Accumulative Total)	19,980,154.84	779,590,272.00
Delivery Ratio (Accumulative Total)	53.74%	9.41%
Withdrawal Volume (Present Month)	179,080.16	90,615.00
Withdrawal Volume (Accumulative Total)	1,876,575.16	1,479,420.00

Price Comparison Chart (Gold)

