



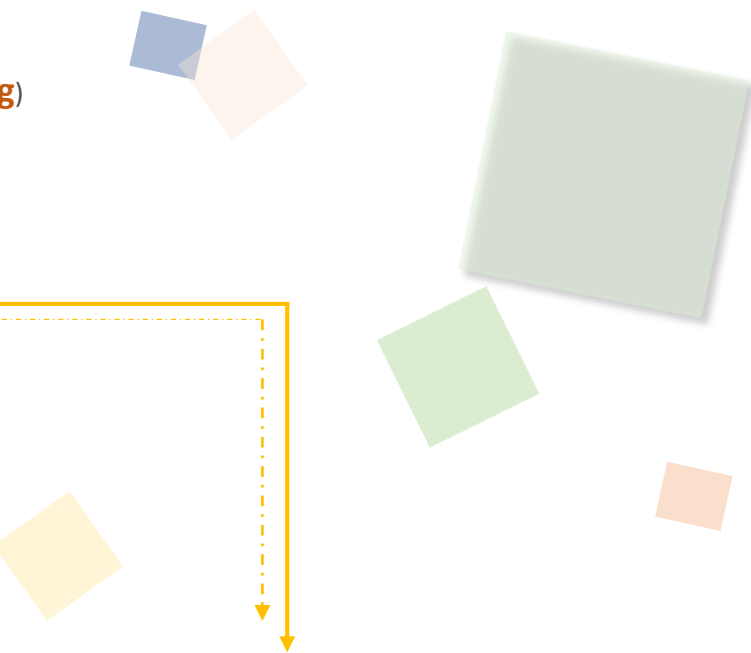
Trading Volume & Amount in Charts

■ VOLUME

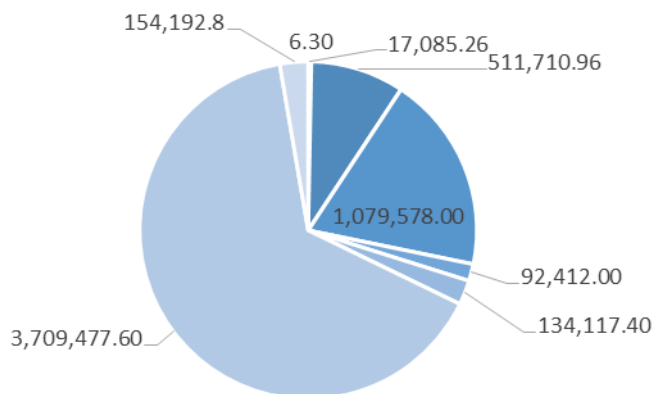
Popular Products (Trading Volume, in kg)

Total: 60,168,974.28


- ◆ Au Products: 5,698,580.28
- ◆ Ag (T+D): 54,262,464.00
- ◆ Others: 207,930.00



Popular Au Products Trading Volume (in kg)



■ iAu9999 ■ PGC30g ■ Au99.99 ■ Au(T+D) ■ SHAU ■ mAu(T+D) ■ PAu99.99 ■ Others





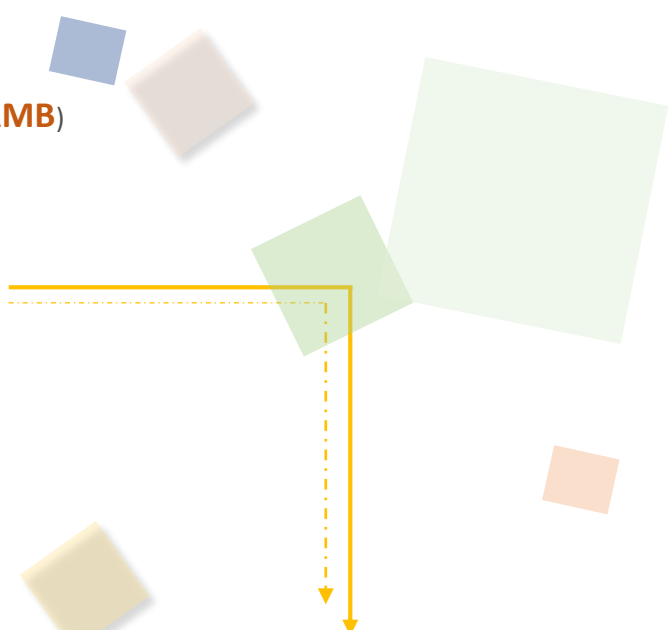
Trading Volume & Amount in Charts

AMOUNT

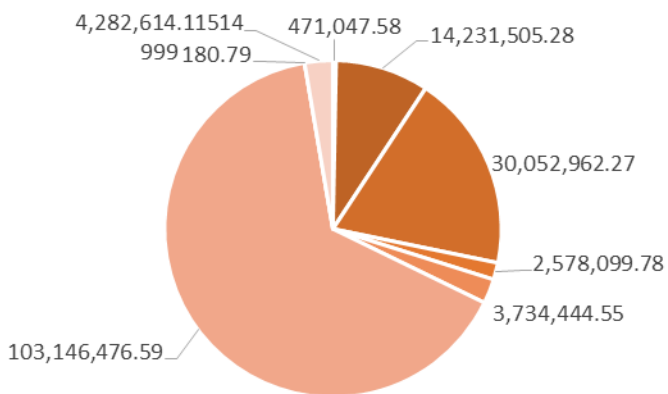
Popular Products (Trading Amount, in 10,000 RMB)

Total: 177,854,173.90


- ◆ Au Products: 158,497,330.96
- ◆ Ag (T+D): 19,209,576.33
- ◆ Others: 147,266.61



Popular Au Products Trading Amount (in 10,000 RMB)




■ iAu9999 ■ Au99.99 ■ Au(T+D) ■ SHAU ■ mAu(T+D) ■ PAu99.99 ■ PGC30g ■ Others





Trading Volume & Amount in Details


Trading Volume (in kg)							
Contract	Previous Month Daily Average	Present Month Daily Average	Previous Month accumulative total	Present Month accumulative total	Month-on-Month	Year-on-Year	Present Year accumulative total
Au99.95	580.91	1,068.30	12,780.00	21,366.00	67.18%	-42.72%	319,444.00
Au99.99	19,562.57	25,585.55	430,376.60	511,710.96	18.90%	-4.18%	5,820,636.08
Au100g	25.09	28.09	552.00	561.80	1.78%	-11.08%	7,418.60
Au50g	0.00	0.00	0.00	0.00	-	-	0.00
Au995	0.00	0.00	0.00	0.00	-	-100.00%	3,900.00
PGC30g	0.74	0.32	16.20	6.30	-61.11%	-	2,059.14
iAu9999	2,690.18	854.26	59,184.04	17,085.26	-71.13%	-62.95%	585,888.14
iAu100g	0.01	0.00	0.20	0.00	-100.00%	-	12.60
iAu995	0.00	0.00	0.00	0.00	-	-	0.00
Au(T+D)	46,002.91	53,978.90	1,012,064.00	1,079,578.00	6.67%	-17.41%	11,647,912.00
mAu(T+D)	6,103.28	6,705.87	134,272.20	134,117.40	-0.12%	43.97%	1,184,947.40
Au(T+N1)	804.04	194.48	17,688.80	3,889.60	-78.01%	-96.52%	448,333.20
Au(T+N2)	3,259.02	1,179.90	71,698.40	23,598.00	-67.09%	102.40%	369,215.00
PAu99.95	57,345.45	2,701.60	1,261,600.00	54,032.00	-95.72%	2149.46%	1,584,828.00
PAu99.99	208,375.11	185,473.88	4,584,252.40	3,709,477.60	-19.08%	1.69%	38,778,513.40
PiAu99.99	3,183.08	2,537.27	70,027.68	50,745.36	-27.54%	-78.15%	5,282,426.00
PiAu50g	0.00	0.00	0.00	0.00	-	-	0.00
PiAu99.5	0.00	0.00	0.00	0.00	-	-	0.00
SHAU	4,639.73	4,620.60	102,074.00	92,412.00	-9.47%	-42.15%	1,474,714.00
Au Products (in total)	352,572.11	284,929.01	7,756,586.52	5,698,580.28	-26.53%	-7.86%	67,510,247.56
Pt99.95	179.45	196.50	3,948.00	3,930.00	-0.46%	-9.61%	41,582.00
Ag99.9	0.00	0.00	0.00	0.00	-	-	0.00
Ag99.99	6,800.45	1,392.00	149,610.00	27,840.00	-81.39%	-40.05%	377,580.00
Ag(T+D)	3,162,573.55	2,713,123.20	69,576,618.00	54,262,464.00	-22.01%	-37.99%	783,583,116.00
PAg99.99	533,372.73	8,808.00	11,734,200.00	176,160.00	-98.50%	-	50,096,040.00
Total	4,055,498.30	3,008,448.71	89,220,962.52	60,168,974.28	-32.56%	-35.82%	901,608,565.56

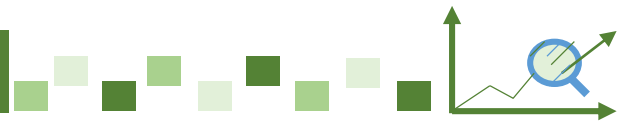




Trading Volume & Amount in Details

Trading Amount (in 10,000 RMB)							
Contract	Previous Month Daily Average	Present Month Daily Average	Previous Month accumulative total	Present Month accumulative total	Month-on-Month	Year-on-Year	Present Year accumulative total
Au99.95	15,892.63	29,769.47	349,637.91	595,389.39	70.29%	-41.17%	8,740,507.29
Au99.99	536,117.16	711,575.26	11,794,577.42	14,231,505.28	20.66%	-1.65%	159,039,918.44
Au100g	687.25	784.24	15,119.47	15,684.76	3.74%	-8.37%	201,053.38
Au50g	0.00	0.00	0.00	0.00	-	-	0.00
Au995	0.00	0.00	0.00	0.00	-	-100.00%	106,733.75
PGC30g	20.42	9.04	449.33	180.79	-59.77%	-	56,609.16
iAu9999	73,306.77	23,552.38	1,612,749.02	471,047.58	-70.79%	-61.87%	15,772,415.40
iAu100g	0.24	0.00	5.32	0.00	-100.00%	-	336.26
iAu995	0.00	0.00	0.00	0.00	-	-	0.00
Au(T+D)	1,258,286.41	1,502,648.11	27,682,301.12	30,052,962.27	8.56%	-14.98%	315,923,931.72
mAu(T+D)	167,001.23	186,722.23	3,674,027.07	3,734,444.55	1.64%	48.31%	32,182,792.40
Au(T+N1)	22,196.78	5,478.20	488,329.13	109,563.93	-77.56%	-96.46%	12,367,087.05
Au(T+N2)	89,285.76	32,651.52	1,964,286.65	653,030.32	-66.75%	101.32%	10,188,234.70
PAu99.95	1,543,011.82	74,779.73	33,946,260.04	1,495,594.59	-95.59%	2157.20%	42,679,122.10
PAu99.99	5,716,637.61	5,157,323.83	125,766,027.47	103,146,476.59	-17.99%	4.28%	1,050,929,887.38
PiAu99.99	88,000.41	70,667.56	1,936,008.92	1,413,351.14	-27.00%	-77.41%	142,296,283.47
PiAu50g	0.00	0.00	0.00	0.00	-	-	0.00
PiAu99.5	0.00	0.00	0.00	0.00	-	-	0.00
SHAU	126,987.85	128,904.99	2,793,732.64	2,578,099.78	-7.72%	-40.38%	39,979,475.83
Au Products (in total)	9,637,432.34	7,924,866.55	212,023,511.51	158,497,330.96	-25.25%	-5.44%	1,830,464,388.32
Pt99.95	3,647.75	3,726.03	80,250.53	74,520.61	-7.14%	-17.50%	835,408.04
Ag99.9	0.00	0.00	0.00	0.00	-	-	0.00
Ag99.99	2,412.99	494.51	53,085.79	9,890.12	-81.37%	-42.14%	135,735.38
Ag(T+D)	1,112,977.25	960,478.82	24,485,499.43	19,209,576.33	-21.55%	-40.32%	282,341,677.70
PAg99.99	187,438.02	3,142.79	4,123,636.44	62,855.87	-98.48%	-	17,976,730.80
Total	10,943,908.35	8,892,708.70	240,765,983.70	177,854,173.90	-26.13%	-11.03%	2,131,753,940.24





Other Market Data

Delivery Volume

Delivery Volume (in kg)		
	Gold	Silver
Delivery Volume (Present Month)	916,535.72	3,654,870.00
Trading Volume (Present Month)	1,884,325.32	54,290,304.00
Delivery Ratio (Present Month)	48.64%	6.73%
Delivery Volume (Accumulative Total)	11,654,088.56	27,070,230.00
Trading Volume (Accumulative Total)	21,864,480.16	783,960,696.00
Delivery Ratio (Accumulative Total)	53.30%	3.45%
Withdrawal Volume (Present Month)	178,041.80	156,360.00
Withdrawal Volume (Accumulative Total)	2,054,616.96	1,635,780.00

Price Comparison Chart (Gold)

