

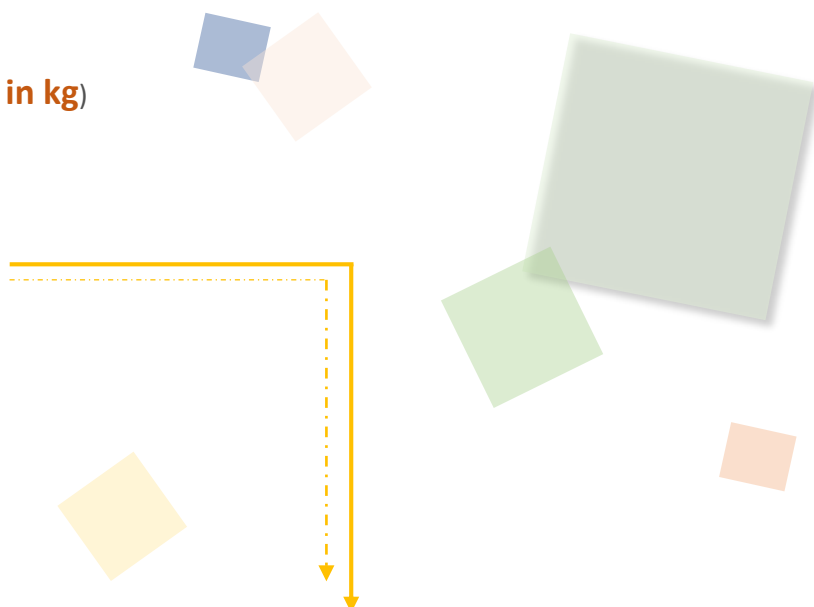
Trading Volume & Amount in Charts

■ VOLUME

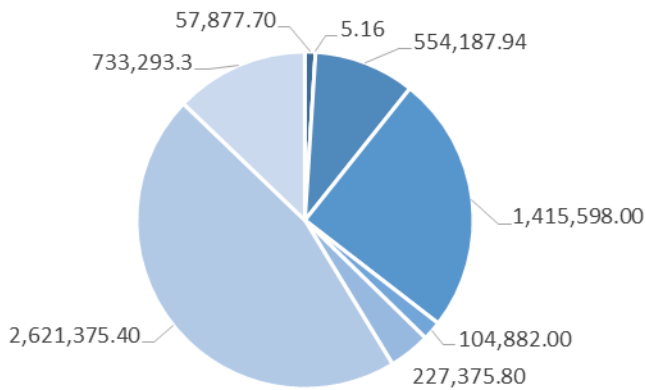
Popular Products (Trading Volume, in kg)

Total: 89,207,323.26


- ◆ Au Products: 5,714,595.26
- ◆ Ag (T+D): 82,733,806.00
- ◆ Others: 758,922.00



Popular Au Products Trading Volume (in kg)



■ iAu9999 ■ PGC30g ■ Au99.99 ■ Au(T+D) ■ SHAU ■ mAu(T+D) ■ PAu99.99 ■ Others





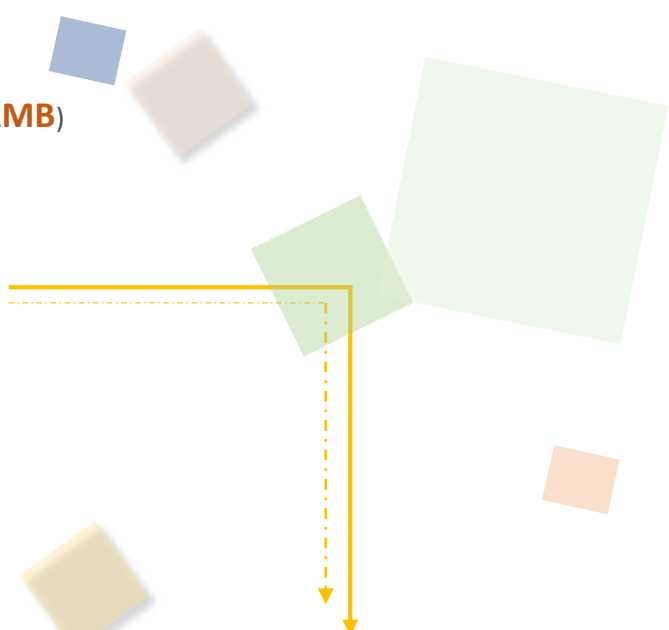
Trading Volume & Amount in Charts

AMOUNT

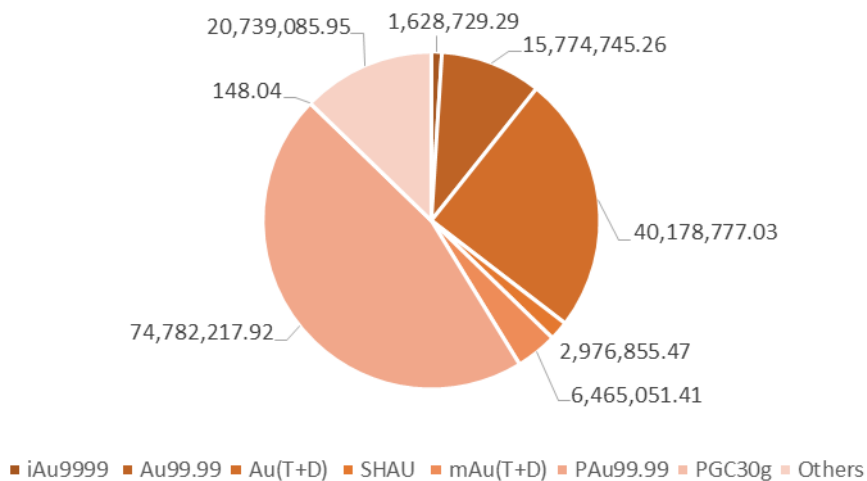
Popular Products (Trading Amount, in 10,000 RMB)

Total: 192,668,745.32

- ◆ Au Products: 162,545,610.37
- ◆ Ag (T+D): 29,781,097.06
- ◆ Others: 342,037.89




Popular Au Products Trading Amount (in 10,000 RMB)





Trading Volume & Amount in Details


Trading Volume (in kg)							
Contract	Previous Month Daily Average	Present Month Daily Average	Previous Month accumulative total	Present Month accumulative total	Month-on-Month	Year-on-Year	Present Year accumulative total
Au99.95	878.00	1,133.62	13,170.00	23,806.00	80.76%	20.00%	61,060.00
Au99.99	17,745.15	26,389.90	266,177.24	554,187.94	108.20%	-21.65%	1,392,327.42
Au100g	34.29	27.45	514.40	576.40	12.05%	7.14%	1,671.40
Au50g	0.00	0.00	0.00	0.00	-	-	0.00
Au995	0.00	0.00	0.00	0.00	-	-	0.00
PGC30g	0.24	0.25	3.60	5.16	43.33%	-	22.02
iAu9999	5,475.13	2,756.08	82,126.98	57,877.70	-29.53%	-7.13%	211,933.12
iAu100g	0.00	0.01	0.00	0.20	-	-92.86%	1.00
iAu995	0.00	0.00	0.00	0.00	-	-	0.00
Au(T+D)	53,357.60	67,409.43	800,364.00	1,415,598.00	76.87%	35.79%	3,476,496.00
mAu(T+D)	7,486.57	10,827.42	112,298.60	227,375.80	102.47%	93.68%	514,957.80
Au(T+N1)	1,957.61	2,108.49	29,364.20	44,278.20	50.79%	69.08%	121,789.20
Au(T+N2)	479.33	184.98	7,190.00	3,884.60	-45.97%	17.17%	13,658.60
PAu99.95	8,746.67	2,028.57	131,200.00	42,600.00	-67.53%	67.72%	285,366.00
PAu99.99	135,687.09	124,827.40	2,035,306.40	2,621,375.40	28.80%	12.42%	7,139,101.60
PiAu99.99	6,707.21	23,596.37	100,608.18	495,523.86	392.53%	6.11%	797,948.18
OAu99.99	1,161.85	5,363.05	17,427.80	112,624.00	546.23%	19.43%	250,622.60
LAu99.95	90.40	285.71	1,356.00	6,000.00	342.48%	-	12,744.00
LAu99.99	582.93	190.48	8,744.00	4,000.00	-54.25%	-9.09%	7,356.00
SHAU	4,824.13	4,994.38	72,362.00	104,882.00	44.94%	-32.23%	263,072.00
Pt99.95	145.47	169.14	2,182.00	3,552.00	62.79%	-21.10%	8,094.00
Ag99.9	0.00	0.00	0.00	0.00	-	-	0.00
Ag99.99	442.00	235.71	6,630.00	4,950.00	-25.34%	-37.74%	35,160.00
Ag(T+D)	3,166,394.27	3,939,705.05	47,495,914.00	82,733,806.00	74.19%	18.90%	221,505,802.00
PAg99.99	3,128.00	35,734.29	46,920.00	750,420.00	1499.36%	-91.13%	892,020.00
Au Products (in total)	245,214.23	272,123.58	3,678,213.40	5,714,595.26	55.36%	13.00%	14,550,126.94
Ag Products (in total)	3,169,964.27	3,975,675.05	47,549,464.00	83,489,176.00	75.58%	6.96%	222,432,982.00
Pt Products (in total)	145.47	169.14	2,182.00	3,552.00	62.79%	-21.10%	8,094.00
Total	3,415,323.96	4,247,967.77	51,229,859.40	89,207,323.26	74.13%	7.33%	236,991,202.94





Trading Volume & Amount in Details

Trading Amount (in 10,000 RMB)							
Contract	Previous Month Daily Average	Present Month Daily Average	Previous Month accumulative total	Present Month accumulative total	Month-on-Month	Year-on-Year	Present Year accumulative total
Au99.95	25,308.24	32,143.90	379,623.65	675,021.88	77.81%	25.08%	1,738,622.84
Au99.99	507,941.04	751,178.35	7,619,115.65	15,774,745.26	107.04%	-18.61%	39,565,647.10
Au100g	990.07	779.86	14,851.02	16,377.06	10.28%	12.09%	47,775.69
Au50g	0.00	0.00	0.00	0.00	-	-	0.00
Au995	0.00	0.00	0.00	0.00	-	-	0.00
PGC30g	7.03	7.05	105.38	148.04	40.48%	-	638.89
iAu9999	157,255.75	77,558.54	2,358,836.18	1,628,729.29	-30.95%	-3.14%	6,018,028.46
iAu100g	0.00	0.26	0.00	5.36	-	-92.80%	26.92
iAu995	0.00	0.00	0.00	0.00	-	-	0.00
Au(T+D)	1,539,803.66	1,913,275.10	23,097,054.90	40,178,777.03	73.96%	42.02%	99,082,621.28
mAu(T+D)	216,296.56	307,859.59	3,244,448.34	6,465,051.41	99.27%	102.92%	14,693,764.90
Au(T+N1)	56,647.57	59,982.03	849,713.61	1,259,622.54	48.24%	75.80%	3,483,951.12
Au(T+N2)	14,075.15	5,319.76	211,127.23	111,715.01	-47.09%	21.73%	397,577.83
PAu99.95	248,685.10	58,506.86	3,730,276.50	1,228,644.10	-67.06%	78.62%	8,123,630.42
PAu99.99	3,922,808.08	3,561,058.00	58,842,121.14	74,782,217.92	27.09%	18.07%	204,462,407.88
PIAu99.99	195,635.02	666,056.02	2,934,525.34	13,987,176.35	376.64%	10.37%	22,720,209.39
OAU99.99	33,116.27	151,128.75	496,744.10	3,173,703.66	538.90%	15.58%	7,078,361.73
LAu99.95	2,631.63	8,185.71	39,474.52	171,900.00	335.47%	-	369,274.45
LAu99.99	16,956.96	5,472.38	254,354.45	114,920.00	-54.82%	-3.57%	211,374.52
SHAU	139,209.48	141,755.02	2,088,142.19	2,976,855.47	42.56%	-29.11%	7,505,414.79
Pt99.95	2,771.45	3,279.07	41,571.79	68,860.51	65.64%	-26.79%	155,158.70
Ag99.9	0.00	0.00	0.00	0.00	-	-	0.00
Ag99.99	165.57	86.33	2,483.52	1,812.87	-27.00%	-37.81%	13,075.17
Ag(T+D)	1,173,041.03	1,418,147.48	17,595,615.39	29,781,097.06	69.25%	18.24%	81,052,789.95
PAg99.99	1,159.28	12,922.12	17,389.14	271,364.51	1460.54%	-91.15%	323,742.38
Au Products (in total)	7,077,367.61	7,740,267.16	106,160,514.19	162,545,610.37	53.11%	18.07%	415,499,328.20
Ag Products (in total)	1,174,365.87	1,431,155.93	17,615,488.05	30,054,274.44	70.61%	6.36%	81,389,607.50
Pt Products (in total)	2,771.45	3,279.07	41,571.79	68,860.51	65.64%	-26.79%	155,158.70
Total	8,254,504.94	9,174,702.16	123,817,574.03	192,668,745.32	55.61%	16.05%	497,044,094.40





Other Market Data

Delivery Volume

Delivery Volume (in kg)		
	Gold	Silver
Delivery Volume (Present Month)	1,240,009.60	1,213,980.00
Trading Volume (Present Month)	2,432,472.00	82,738,756.00
Delivery Ratio (Present Month)	50.98%	1.47%
Delivery Volume (Accumulative Total)	3,066,586.36	7,576,770.00
Trading Volume (Accumulative Total)	6,056,988.56	221,540,962.00
Delivery Ratio (Accumulative Total)	50.63%	3.42%
Withdrawal Volume (Present Month)	218,026.20	67,485.00
Withdrawal Volume (Accumulative Total)	536,336.60	190,170.00

Price Comparison Chart (Gold)

