



Trading Volume & Amount in Charts

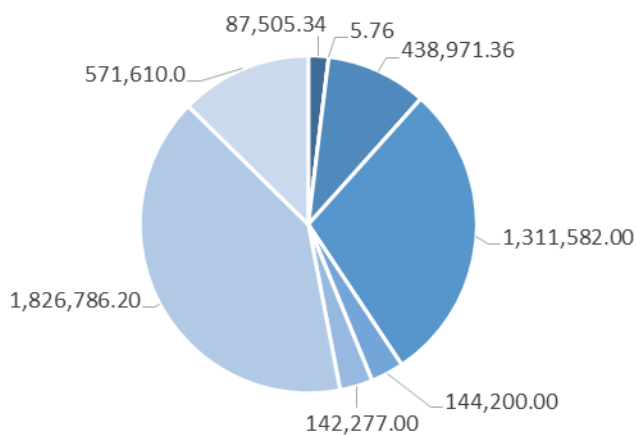
■ VOLUME

Popular Products (Trading Volume, in kg)

Total: 58,770,473.68

- ◆ Au Products: 4,522,937.68
- ◆ Ag (T+D): 54,012,550.00
- ◆ Others: 234,986.00

Popular Au Products Trading Volume (in kg)



■ iAu9999 ■ PGC30g ■ Au99.99 ■ Au(T+D) ■ SHAU ■ mAu(T+D) ■ PAu99.99 ■ Others



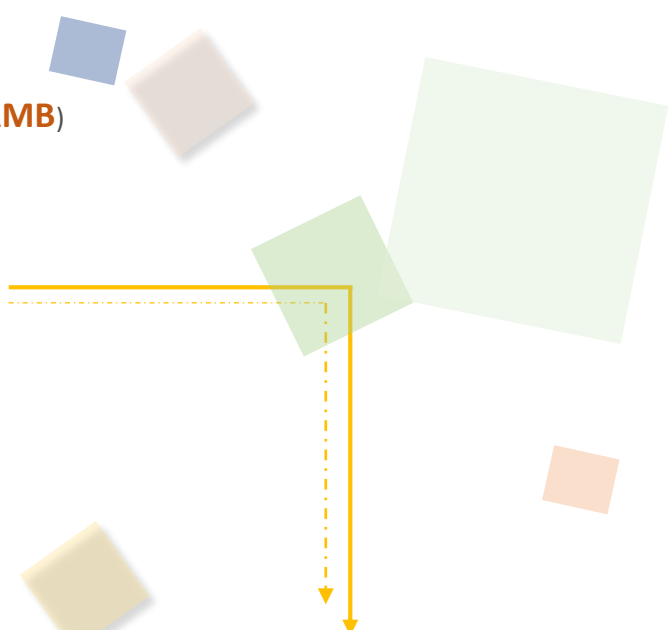
Trading Volume & Amount in Charts

AMOUNT


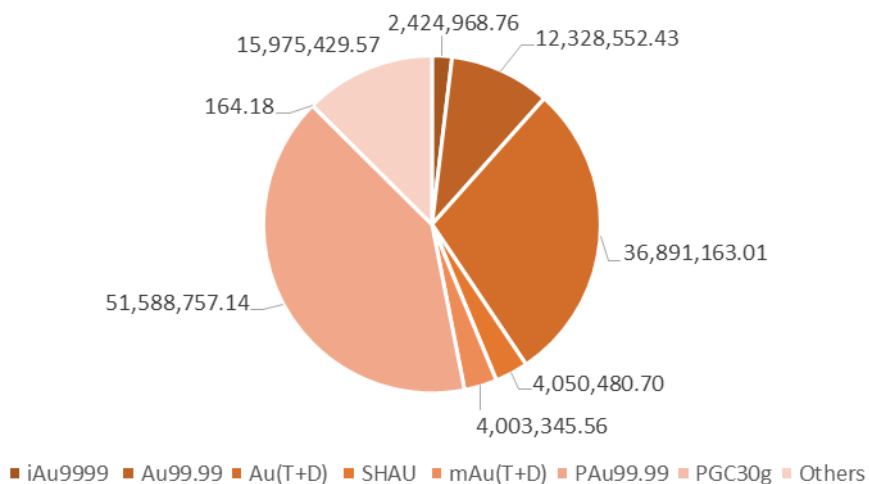
Popular Products (Trading Amount, in 10,000 RMB)

Total: 146,443,750.94

- ◆ Au Products: 127,262,861.35
- ◆ Ag (T+D): 19,061,389.19
- ◆ Others: 119,500.39




Popular Au Products Trading Amount (in 10,000 RMB)

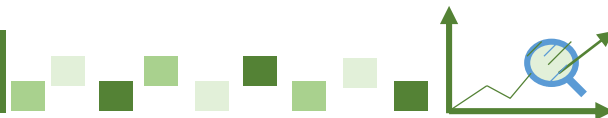




Trading Volume & Amount in Details


Trading Volume (in kg)							
Contract	Previous Month Daily Average	Present Month Daily Average	Previous Month accumulative total	Present Month accumulative total	Month-on -Month	Year-on -Year	Present Year accumulative total
Au99.95	1,133.62	856.67	23,806.00	17,990.00	-24.43%	-24.80%	79,050.00
Au99.99	26,389.90	20,903.40	554,187.94	438,971.36	-20.79%	-14.50%	1,831,298.78
Au100g	27.45	23.33	576.40	490.00	-14.99%	5.51%	2,161.40
Au50g	0.00	0.00	0.00	0.00	-	-	0.00
Au995	0.00	0.00	0.00	0.00	-	-	0.00
PGC30g	0.25	0.27	5.16	5.76	11.63%	-	27.78
iAu9999	2,756.08	4,166.92	57,877.70	87,505.34	51.19%	34.55%	299,438.46
iAu100g	0.01	0.01	0.20	0.20	0.00%	-95.00%	1.20
iAu995	0.00	0.00	0.00	0.00	-	-	0.00
Au(T+D)	67,409.43	62,456.29	1,415,598.00	1,311,582.00	-7.35%	34.46%	4,788,078.00
mAu(T+D)	10,827.42	6,775.10	227,375.80	142,277.00	-37.43%	39.78%	657,234.80
Au(T+N1)	2,108.49	900.67	44,278.20	18,914.00	-57.28%	-75.57%	140,703.20
Au(T+N2)	184.98	2,767.90	3,884.60	58,126.00	1396.32%	17.27%	71,784.60
PAu99.95	2,028.57	180.95	42,600.00	3,800.00	-91.08%	850.00%	289,166.00
PAu99.99	124,827.40	86,989.82	2,621,375.40	1,826,786.20	-30.31%	52.50%	8,965,887.80
PIAu99.99	23,596.37	15,074.98	495,523.86	316,574.62	-36.11%	-38.27%	1,114,522.80
OAU99.99	5,363.05	6,800.72	112,624.00	142,815.20	26.81%	218.50%	393,437.80
LAu99.95	285.71	0.00	6,000.00	0.00	-100.00%	-	7,356.00
LAu99.99	190.48	614.29	4,000.00	12,900.00	222.50%	-34.18%	25,644.00
SHAU	4,994.38	6,866.67	104,882.00	144,200.00	37.49%	-6.29%	407,272.00
Pt99.95	169.14	84.10	3,552.00	1,766.00	-50.28%	-57.16%	9,860.00
Ag99.9	0.00	0.00	0.00	0.00	-	-	0.00
Ag99.99	235.71	1,331.43	4,950.00	27,960.00	464.85%	9220.00%	63,120.00
Ag(T+D)	3,939,705.05	2,572,026.19	82,733,806.00	54,012,550.00	-34.72%	-21.04%	275,518,352.00
PAg99.99	35,734.29	9,774.29	750,420.00	205,260.00	-72.65%	-94.04%	1,097,280.00
Au Products (in total)	272,123.58	215,377.98	5,714,595.26	4,522,937.68	-20.85%	21.05%	19,073,064.62
Ag Products (in total)	3,975,675.05	2,583,131.90	83,489,176.00	54,245,770.00	-35.03%	-24.50%	276,678,752.00
Pt Products (in total)	169.14	84.10	3,552.00	1,766.00	-50.28%	-57.16%	9,860.00
Total	4,247,967.77	2,798,593.98	89,207,323.26	58,770,473.68	-34.12%	-22.25%	295,761,676.62

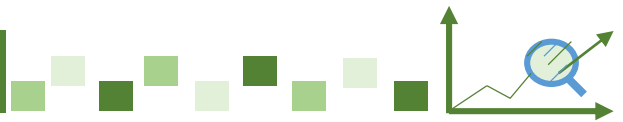




Trading Volume & Amount in Details

Trading Amount (in 10,000 RMB)							
Contract	Previous Month Daily Average	Present Month Daily Average	Previous Month accumulative total	Present Month accumulative total	Month-on -Month	Year-on -Year	Present Year accumulative total
Au99.95	32,143.90	23,981.06	675,021.88	503,602.19	-25.39%	-23.20%	2,242,225.03
Au99.99	751,178.35	587,073.93	15,774,745.26	12,328,552.43	-21.85%	-12.95%	51,894,199.54
Au100g	779.86	657.35	16,377.06	13,804.42	-15.71%	9.10%	61,580.10
Au50g	0.00	0.00	0.00	0.00	-	-	0.00
Au995	0.00	0.00	0.00	0.00	-	-	0.00
PGC30g	7.05	7.82	148.04	164.18	10.90%	-	803.07
iAu9999	77,558.54	115,474.70	1,628,729.29	2,424,968.76	48.89%	38.29%	8,442,997.22
iAu100g	0.26	0.27	5.36	5.60	4.48%	-94.77%	32.52
iAu995	0.00	0.00	0.00	0.00	-	-	0.00
Au(T+D)	1,913,275.10	1,756,722.05	40,178,777.03	36,891,163.01	-8.18%	38.99%	135,973,784.29
mAu(T+D)	307,859.59	190,635.50	6,465,051.41	4,003,345.56	-38.08%	44.51%	18,697,110.46
Au(T+N1)	59,982.03	25,360.41	1,259,622.54	532,568.59	-57.72%	-74.83%	4,016,519.71
Au(T+N2)	5,319.76	78,661.79	111,715.01	1,651,897.69	1378.67%	20.24%	2,049,475.52
PAu99.95	58,506.86	5,108.02	1,228,644.10	107,268.46	-91.27%	873.22%	8,230,898.88
PAu99.99	3,561,058.00	2,456,607.48	74,782,217.92	51,588,757.14	-31.01%	57.93%	256,051,165.02
PiAu99.99	666,056.02	418,911.13	13,987,176.35	8,797,133.79	-37.11%	-36.71%	31,517,343.18
OAU99.99	151,128.75	190,771.61	3,173,703.66	4,006,203.83	26.23%	210.66%	11,084,565.56
LAu99.95	8,185.71	0.00	171,900.00	0.00	-100.00%	-	211,374.52
LAu99.99	5,472.38	17,283.10	114,920.00	362,945.00	215.82%	-31.78%	732,219.45
SHAU	141,755.02	192,880.03	2,976,855.47	4,050,480.70	36.07%	-3.20%	11,555,895.49
Pt99.95	3,279.07	1,698.92	68,860.51	35,677.26	-48.19%	-57.27%	190,835.96
Ag99.9	0.00	0.00	0.00	0.00	-	-	0.00
Ag99.99	86.33	473.63	1,812.87	9,946.28	448.65%	8884.90%	23,021.46
Ag(T+D)	1,418,147.48	907,685.20	29,781,097.06	19,061,389.19	-36.00%	-23.86%	100,114,179.14
PAg99.99	12,922.12	3,517.95	271,364.51	73,876.85	-72.78%	-94.14%	397,619.23
Au Products (in total)	7,740,267.16	6,060,136.25	162,545,610.37	127,262,861.35	-21.71%	24.80%	542,762,189.55
Ag Products (in total)	1,431,155.93	911,676.78	30,054,274.44	19,145,212.33	-36.30%	-27.19%	100,534,819.83
Pt Products (in total)	3,279.07	1,698.92	68,860.51	35,677.26	-48.19%	-57.27%	190,835.96
Total	9,174,702.16	6,973,511.95	192,668,745.32	146,443,750.94	-23.99%	14.10%	643,487,845.34





Other Market Data

Delivery Volume

Delivery Volume (in kg)		
	Gold	Silver
Delivery Volume (Present Month)	1,177,922.26	4,419,450.00
Trading Volume (Present Month)	2,220,061.66	54,040,510.00
Delivery Ratio (Present Month)	53.06%	8.18%
Delivery Volume (Accumulative Total)	4,244,508.62	11,996,220.00
Trading Volume (Accumulative Total)	8,277,050.22	275,581,472.00
Delivery Ratio (Accumulative Total)	51.28%	4.35%
Withdrawal Volume (Present Month)	151,893.61	137,925.00
Withdrawal Volume (Accumulative Total)	688,230.21	328,095.00

Price Comparison Chart (Gold)

