

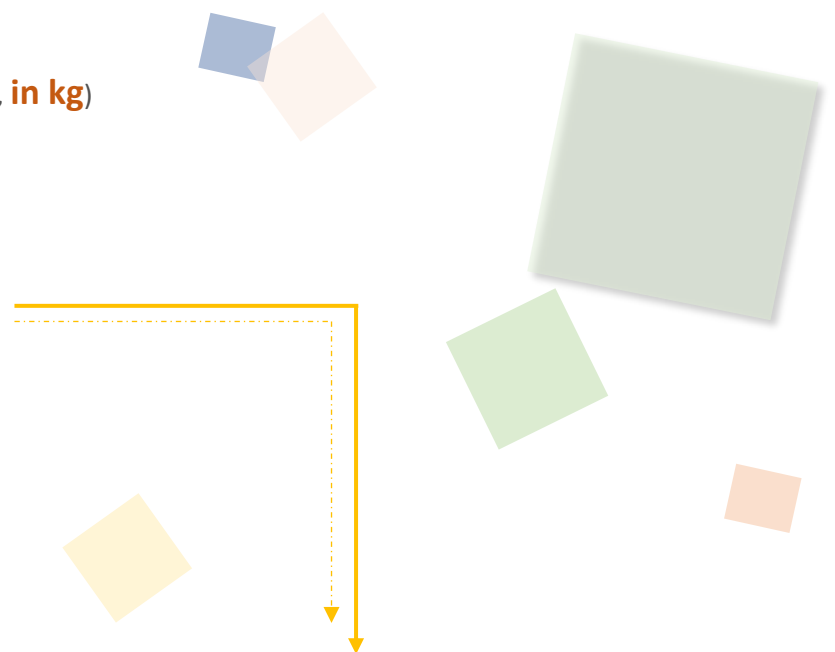
Trading Volume & Amount in Charts

■ VOLUME

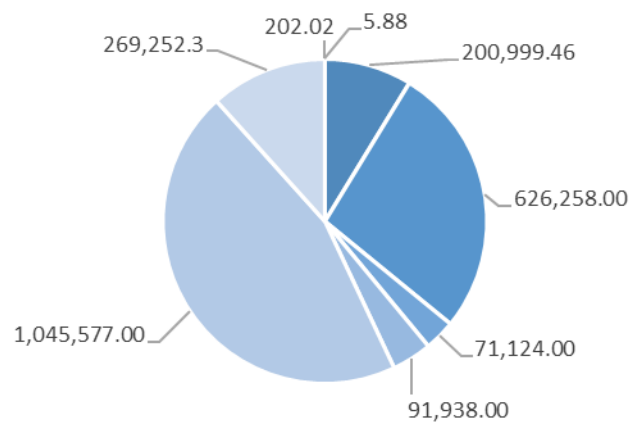
Popular Products (Trading Volume, in kg)

Total: 260,376,940.70


- ◆ Au Products: 2,305,356.70
- ◆ Ag (T+D): 256,885,148.00
- ◆ Others: 1,186,436.00

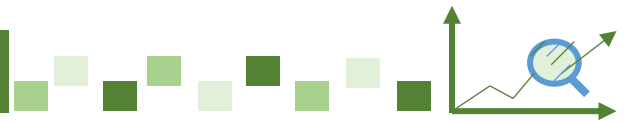


Popular Au Products Trading Volume (in kg)



■ iAu9999 ■ PGC30g ■ Au99.99 ■ Au(T+D) ■ SHAU ■ mAu(T+D) ■ PAu99.99 ■ Others





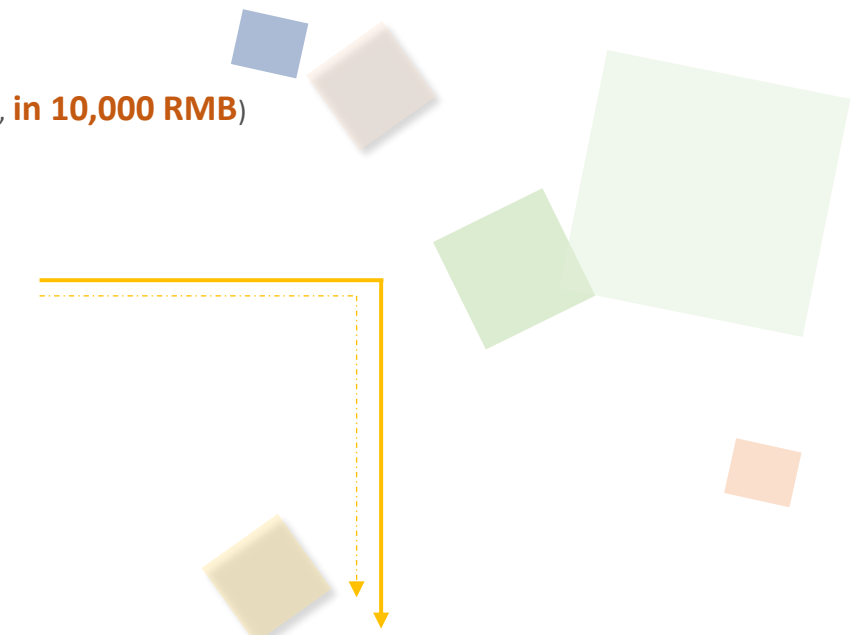
Trading Volume & Amount in Charts

AMOUNT

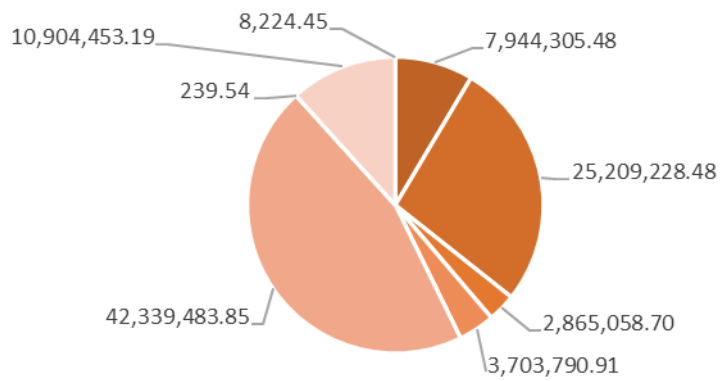
Popular Products (Trading Amount, in 10,000 RMB)

Total: 225,292,700.36


- ◆ Au Products: 92,974,784.62
- ◆ Ag (T+D): 131,594,106.87
- ◆ Others: 723,808.87



Popular Au Products Trading Amount (in 10,000 RMB)




■ iAu9999 ■ Au99.99 ■ Au(T+D) ■ SHAU ■ mAu(T+D) ■ PAu99.99 ■ PGC30g ■ Others

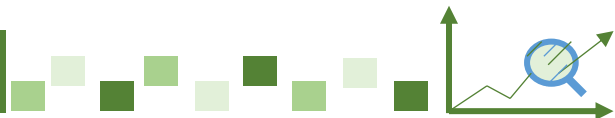




Trading Volume & Amount in Details


Trading Volume (in kg)							
Contract	Previous Month Daily Average	Present Month Daily Average	Previous Month accumulative total	Present Month accumulative total	Month-on-Month	Year-on-Year	Present Year accumulative total
Au99.95	366.18	426.63	8,056.00	6,826.00	-15.27%	-45.20%	61,414.00
Au99.99	13,512.23	12,562.47	297,269.08	200,999.46	-32.38%	-9.11%	2,602,504.16
Au100g	40.35	28.24	887.80	451.80	-49.11%	12.05%	9,330.40
Au995	0.00	0.00	0.00	0.00	-	-	500.00
PGC30g	1.18	0.37	25.98	5.88	-77.37%	-77.78%	263.70
iAu9999	0.21	12.63	4.52	202.02	4369.47%	-98.50%	148,075.78
iAu100g	0.05	0.49	1.20	7.80	550.00%	550.00%	59.60
iAu995	0.00	0.00	0.00	0.00	-	-	100.00
Au(T+D)	55,897.45	39,141.13	1,229,744.00	626,258.00	-49.07%	-45.71%	17,977,338.00
mAu(T+D)	8,553.35	5,746.13	188,173.60	91,938.00	-51.14%	-39.53%	2,800,663.60
Au(T+N1)	78.72	156.15	1,731.80	2,498.40	44.27%	-40.86%	43,206.60
Au(T+N2)	43.81	132.45	963.80	2,119.20	119.88%	-95.14%	19,012.20
NYAuTN06	115.15	230.13	2,533.20	3,682.00	45.35%	33.29%	88,884.40
NYAuTN12	246.15	660.10	5,415.20	10,561.60	95.04%	171.73%	97,852.00
PAu99.95	2,672.73	11,126.25	58,800.00	178,020.00	202.76%	128.82%	1,430,024.00
PAu99.99	84,619.74	65,348.56	1,861,634.20	1,045,577.00	-43.84%	-42.34%	21,904,686.40
IPAu99.99	4,703.91	4,067.85	103,486.00	65,085.54	-37.11%	-82.94%	3,368,468.16
OAu99.99	555.28	0.00	12,216.20	0.00	-100.00%	-100.00%	365,522.60
LAu99.95	0.00	0.00	0.00	0.00	-	-100.00%	49,472.00
LAu99.99	0.00	0.00	0.00	0.00	-	-100.00%	37,728.00
SHAU	5,017.73	4,445.25	110,390.00	71,124.00	-35.57%	-18.95%	774,770.00
Pt99.95	423.36	372.88	9,314.00	5,966.00	-35.95%	50.73%	73,482.00
Ag99.99	1,962.27	2,246.25	43,170.00	35,940.00	-16.75%	-19.65%	252,240.00
Ag(T+D)	21,704,782.09	16,055,321.75	477,505,206.00	256,885,148.00	-46.20%	44.34%	3,471,927,642.00
PAg99.99	17,877.27	17,325.00	393,300.00	277,200.00	-29.52%	-88.02%	22,316,220.00
OAg99.99	0.00	0.00	0.00	0.00	-	-100.00%	0.00
SHAG	55,823.18	54,208.13	1,228,110.00	867,330.00	-29.38%	84.77%	8,201,850.00
Au Products (in total)	176,424.21	144,084.79	3,881,332.58	2,305,356.70	-40.60%	-44.60%	51,779,875.60
Ag Products (in total)	21,780,444.82	16,129,101.13	479,169,786.00	258,065,618.00	-46.14%	42.69%	3,502,697,952.00
Pt Products (in total)	423.36	372.88	9,314.00	5,966.00	-35.95%	50.73%	73,482.00
Total	21,957,292.39	16,273,558.79	483,060,432.58	260,376,940.70	-46.10%	40.72%	3,554,551,309.60

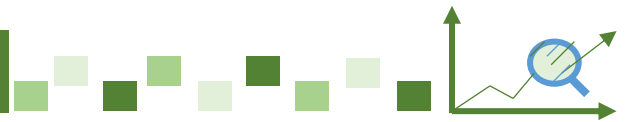




Trading Volume & Amount in Details

Trading Amount (in 10,000 RMB)							
Contract	Previous Month Daily Average	Present Month Daily Average	Previous Month accumulative total	Present Month accumulative total	Month-on-Month	Year-on-Year	Present Year accumulative total
Au99.95	14,934.87	17,189.38	328,567.04	275,030.01	-16.29%	-35.31%	2,370,514.98
Au99.99	549,239.52	496,519.09	12,083,269.49	7,944,305.48	-34.25%	8.18%	97,154,285.10
Au100g	1,661.54	1,138.82	36,553.82	18,221.13	-50.15%	31.91%	363,087.59
Au995	0.00	0.00	0.00	0.00	-	-	17,677.00
PGC30g	48.99	14.97	1,077.70	239.54	-77.77%	-73.92%	10,218.69
iAu9999	8.49	514.03	186.87	8,224.45	4301.25%	-98.20%	5,430,827.13
iAu100g	1.83	18.21	40.32	291.32	622.51%	730.05%	1,927.03
iAu995	0.00	0.00	0.00	0.00	-	-	3,926.90
Au(T+D)	2,297,538.30	1,575,576.78	50,545,842.50	25,209,228.48	-50.13%	-36.06%	692,382,162.30
mAu(T+D)	350,951.80	231,486.93	7,720,939.54	3,703,790.91	-52.03%	-28.77%	106,750,155.57
Au(T+N1)	3,306.74	6,408.15	72,748.29	102,530.46	40.94%	-30.02%	1,633,029.05
Au(T+N2)	1,801.98	5,337.11	39,643.59	85,393.78	115.40%	-94.28%	736,630.93
NYAuTN06	4,896.46	9,571.28	107,722.06	153,140.54	42.16%	61.16%	3,430,601.25
NYAuTN12	10,485.31	27,146.06	230,676.92	434,336.88	88.29%	227.90%	3,948,976.32
PAu99.95	110,176.97	448,501.10	2,423,893.43	7,176,017.57	196.05%	169.16%	56,678,131.85
PAu99.99	3,495,111.05	2,646,217.74	76,892,443.09	42,339,483.85	-44.94%	-31.46%	842,377,986.58
IPAu99.99	198,780.13	166,218.22	4,373,162.93	2,659,491.50	-39.19%	-79.58%	125,799,770.79
OAu99.99	23,165.56	0.00	509,642.33	0.00	-100.00%	-100.00%	13,841,942.75
LAu99.95	0.00	0.00	0.00	0.00	-	-100.00%	2,228,129.12
LAu99.99	0.00	0.00	0.00	0.00	-	-100.00%	1,336,625.84
SHAU	206,345.62	179,066.17	4,539,603.60	2,865,058.70	-36.89%	-4.60%	30,286,260.34
Pt99.95	8,711.95	7,354.46	191,662.89	117,671.40	-38.61%	41.09%	1,417,632.62
Ag99.99	1,118.97	1,140.72	24,617.43	18,251.56	-25.86%	-6.58%	114,301.15
Ag(T+D)	12,101,025.58	8,224,631.68	266,222,562.83	131,594,106.87	-50.57%	71.45%	1,697,772,279.26
PAg99.99	10,190.68	8,873.73	224,194.95	141,979.76	-36.67%	-85.73%	9,450,725.63
OAg99.99	0.00	0.00	0.00	0.00	-	-100.00%	0.00
SHAG	31,152.60	27,869.13	685,357.11	445,906.15	-34.94%	120.78%	3,902,007.70
Au Products (in total)	7,268,455.16	5,810,924.04	159,906,013.53	92,974,784.62	-41.86%	-34.39%	1,986,782,867.11
Ag Products (in total)	12,143,487.83	8,262,515.27	267,156,732.33	132,200,244.34	-50.52%	69.50%	1,711,239,313.74
Pt Products (in total)	8,711.95	7,354.46	191,662.89	117,671.40	-38.61%	41.09%	1,417,632.62
Total	19,420,654.94	14,080,793.77	427,254,408.75	225,292,700.36	-47.27%	2.51%	3,699,439,813.47





Other Market Data

Delivery Volume

Delivery Volume (in kg)		
	Gold	Silver
Delivery Volume (Present Month)	510,178.36	1,372,350.00
Trading Volume (Present Month)	1,016,674.16	257,788,418.00
Delivery Ratio (Present Month)	50.18%	0.53%
Delivery Volume (Accumulative Total)	6,786,447.04	35,271,270.00
Trading Volume (Accumulative Total)	24,623,974.44	3,480,381,732.00
Delivery Ratio (Accumulative Total)	27.56%	1.01%
Withdrawal Volume (Present Month)	94,277.08	363,045.00
Withdrawal Volume (Accumulative Total)	915,382.60	1,034,700.00

Price Comparison Chart (Gold)

