

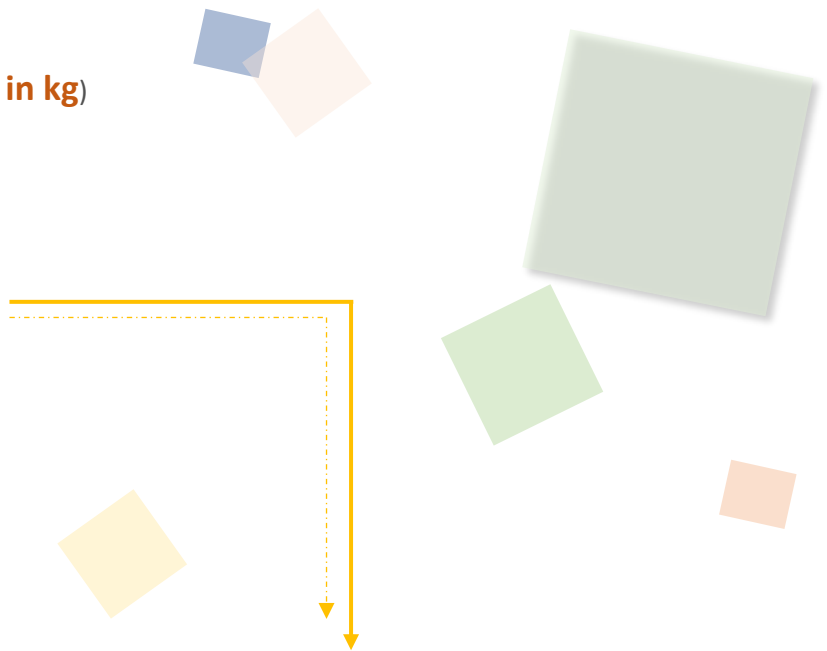
## Trading Volume & Amount in Charts

### ■ VOLUME

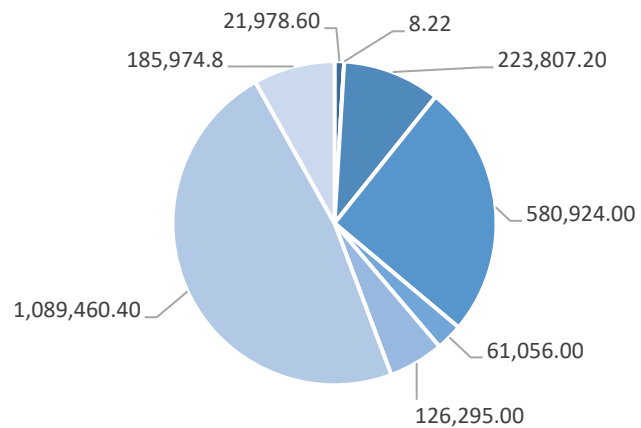
#### Popular Products (Trading Volume, in kg)

**Total: 174,307,538.20**


- ◆ Au Products: 2,289,504.20
- ◆ Ag (T+D): 169,609,754.00
- ◆ Others: 2,408,280.00

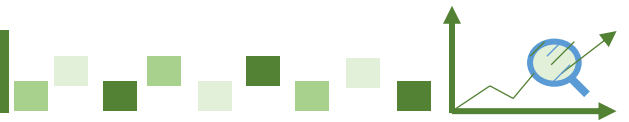


#### Popular Au Products Trading Volume (in kg)



■ iAu9999 ■ PGC30g ■ Au99.99 ■ Au(T+D) ■ SHAU ■ mAu(T+D) ■ PAu99.99 ■ Others





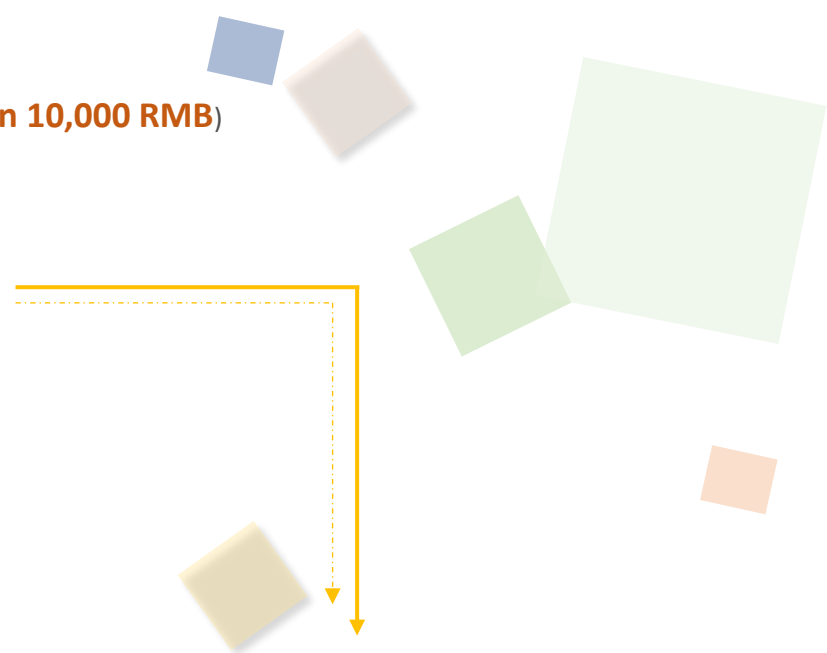
## Trading Volume & Amount in Charts

### AMOUNT


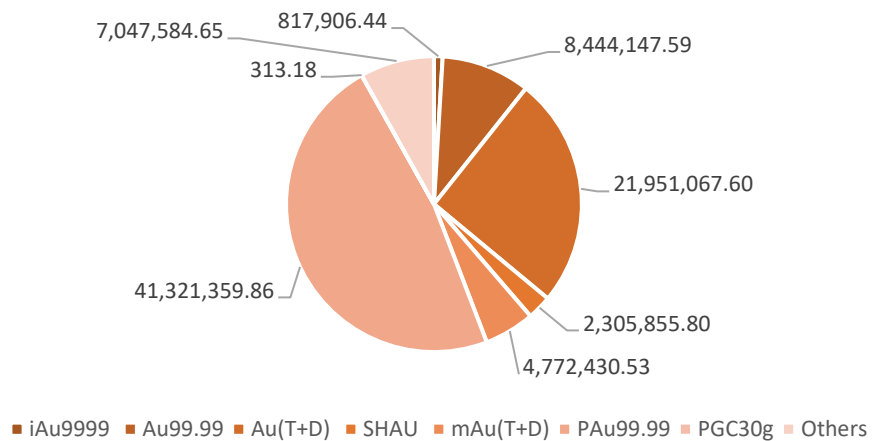
#### Popular Products (Trading Amount, in 10,000 RMB)

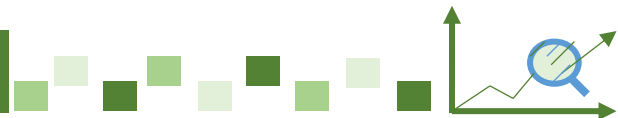
**Total: 183,303,392.50**

- ◆ Au Products: 86,660,665.65
- ◆ Ag (T+D): 95,157,845.73
- ◆ Others: 1,484,881.11




#### Popular Au Products Trading Amount (in 10,000 RMB)

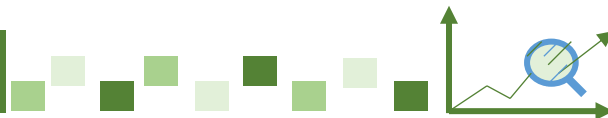




## Trading Volume & Amount in Details


Trading Volume (in kg)							
Contract	Previous Month Daily Average	Present Month Daily Average	Previous Month accumulative total	Present Month accumulative total	Month-on-Month	Year-on-Year	Present Year accumulative total
Au99.95	619.80	469.60	12,396.00	7,044.00	-43.18%	132.32%	19,440.00
Au99.99	14,575.46	14,920.48	291,509.22	223,807.20	-23.22%	54.30%	515,316.42
Au100g	30.83	39.00	616.60	585.00	-5.12%	-28.73%	1,201.60
Au995	0.00	0.00	0.00	0.00	-	-100.00%	0.00
PGC30g	0.36	0.55	7.20	8.22	14.17%	-57.98%	15.42
iAu9999	1,645.60	1,465.24	32,911.92	21,978.60	-33.22%	-17.96%	54,890.52
iAu100g	0.09	0.00	1.80	0.00	-100.00%	-100.00%	1.80
iAu995	0.00	0.00	0.00	0.00	-	-	0.00
Au(T+D)	36,436.90	38,728.27	728,738.00	580,924.00	-20.28%	-58.55%	1,309,662.00
mAu(T+D)	8,348.82	8,419.67	166,976.40	126,295.00	-24.36%	-49.33%	293,271.40
Au(T+N1)	412.68	65.67	8,253.60	985.00	-88.07%	-59.66%	9,238.60
Au(T+N2)	208.36	153.65	4,167.20	2,304.80	-44.69%	140.89%	6,472.00
NYAuTN06	299.10	192.29	5,982.00	2,884.40	-51.78%	-54.26%	8,866.40
NYAuTN12	55.20	73.29	1,104.00	1,099.40	-0.42%	-59.29%	2,203.40
PAu99.95	12,780.00	5,466.67	255,600.00	82,000.00	-67.92%	279.63%	337,600.00
PAu99.99	60,552.90	72,630.69	1,211,058.00	1,089,460.40	-10.04%	-37.41%	2,300,518.40
IPAu99.99	9,759.95	5,618.15	195,199.04	84,272.18	-56.83%	-85.88%	279,471.22
OAu99.99	2,530.00	320.00	50,600.00	4,800.00	-90.51%	-83.72%	55,400.00
LAu99.95	0.00	0.00	0.00	0.00	-	-100.00%	0.00
LAu99.99	0.00	0.00	0.00	0.00	-	-100.00%	0.00
SHAU	4,621.90	4,070.40	92,438.00	61,056.00	-33.95%	11.81%	153,494.00
Pt99.95	442.90	356.00	8,858.00	5,340.00	-39.72%	21.97%	14,198.00
Ag99.99	574.50	264.00	11,490.00	3,960.00	-65.54%	300.00%	15,450.00
Ag(T+D)	13,307,312.90	11,307,316.93	266,146,258.00	169,609,754.00	-36.27%	7.57%	435,756,012.00
PAg99.99	7,872.00	109,224.00	157,440.00	1,638,360.00	940.63%	523.28%	1,795,800.00
OAg99.99	0.00	0.00	0.00	0.00	-	-	0.00
SHAG	53,286.00	50,708.00	1,065,720.00	760,620.00	-28.63%	23.46%	1,826,340.00
Au Products (in total)	152,877.95	152,633.61	3,057,558.98	2,289,504.20	-25.12%	-46.83%	5,347,063.18
Ag Products (in total)	13,369,045.40	11,467,512.93	267,380,908.00	172,012,694.00	-35.67%	8.49%	439,393,602.00
Pt Products (in total)	442.90	356.00	8,858.00	5,340.00	-39.72%	21.97%	14,198.00
<b>Total</b>	<b>13,522,366.25</b>	<b>11,620,502.55</b>	<b>270,447,324.98</b>	<b>174,307,538.20</b>	<b>-35.55%</b>	<b>7.02%</b>	<b>444,754,863.18</b>

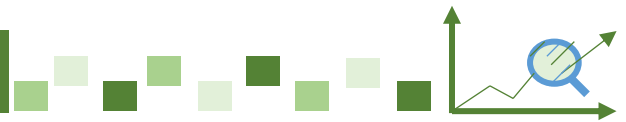




## Trading Volume & Amount in Details

Trading Amount (in 10,000 RMB)							
Contract	Previous Month Daily Average	Present Month Daily Average	Previous Month accumulative total	Present Month accumulative total	Month-on-Month	Year-on-Year	Present Year accumulative total
Au99.95	24,012.13	17,681.78	480,242.57	265,226.72	-44.77%	142.73%	745,469.30
Au99.99	562,540.90	562,943.17	11,250,818.10	8,444,147.59	-24.95%	65.59%	19,694,965.69
Au100g	1,202.56	1,472.92	24,051.27	22,093.76	-8.14%	-25.93%	46,145.02
Au995	0.00	0.00	0.00	0.00	-	-100.00%	0.00
PGC30g	14.07	20.88	281.47	313.18	11.27%	-57.03%	594.65
iAu9999	64,357.26	54,527.10	1,287,145.23	817,906.44	-36.46%	-16.82%	2,105,051.67
iAu100g	3.11	0.00	62.10	0.00	-100.00%	-100.00%	62.10
iAu995	0.00	0.00	0.00	0.00	-	-	0.00
Au(T+D)	1,417,640.55	1,463,404.51	28,352,810.92	21,951,067.60	-22.58%	-56.92%	50,303,878.52
mAu(T+D)	324,736.32	318,162.04	6,494,726.42	4,772,430.53	-26.52%	-47.49%	11,267,156.95
Au(T+N1)	16,025.93	2,503.61	320,518.62	37,554.14	-88.28%	-57.89%	358,072.76
Au(T+N2)	8,257.29	6,028.57	165,145.73	90,428.57	-45.24%	150.91%	255,574.30
NYAuTN06	11,839.67	7,286.78	236,793.39	109,301.74	-53.84%	-52.41%	346,095.13
NYAuTN12	2,194.96	2,819.47	43,899.21	42,292.06	-3.66%	-57.38%	86,191.27
PAu99.95	505,235.83	206,213.55	10,104,716.56	3,093,203.30	-69.39%	296.48%	13,197,919.86
PAu99.99	2,363,221.64	2,754,757.32	47,264,432.77	41,321,359.86	-12.57%	-34.17%	88,585,792.63
IPAu99.99	385,706.92	215,641.89	7,714,138.41	3,234,628.37	-58.07%	-84.99%	10,948,766.78
OAU99.99	103,728.84	10,190.40	2,074,576.80	152,856.00	-92.63%	-85.28%	2,227,432.80
LAu99.95	0.00	0.00	0.00	0.00	-	-100.00%	0.00
LAu99.99	0.00	0.00	0.00	0.00	-	-100.00%	0.00
SHAU	180,083.54	153,723.72	3,601,670.79	2,305,855.80	-35.98%	17.77%	5,907,526.59
Pt99.95	10,240.39	9,130.69	204,807.87	136,960.29	-33.13%	42.72%	341,768.16
Ag99.99	302.91	150.37	6,058.17	2,255.59	-62.77%	429.67%	8,313.76
Ag(T+D)	7,097,929.23	6,343,856.38	141,958,584.63	95,157,845.73	-32.97%	39.17%	237,116,430.37
PAG99.99	4,255.26	61,436.50	85,105.21	921,547.46	982.83%	702.41%	1,006,652.66
OAG99.99	0.00	0.00	0.00	0.00	-	-	0.00
SHAG	28,462.28	28,274.52	569,245.63	424,117.77	-25.49%	59.49%	993,363.40
Au Products (in total)	5,970,801.52	5,777,377.71	119,416,030.36	86,660,665.65	-27.43%	-44.34%	206,076,696.01
Ag Products (in total)	7,130,949.68	6,433,717.77	142,618,993.64	96,505,766.55	-32.33%	40.36%	239,124,760.19
Pt Products (in total)	10,240.39	9,130.69	204,807.87	136,960.29	-33.13%	42.72%	341,768.16
<b>Total</b>	<b>13,111,991.59</b>	<b>12,220,226.17</b>	<b>262,239,831.87</b>	<b>183,303,392.50</b>	<b>-30.10%</b>	<b>-18.37%</b>	<b>445,543,224.36</b>





## Other Market Data

### Delivery Volume

Delivery Volume (in kg)		
	Gold	Silver
Delivery Volume (Present Month)	522,295.02	2,659,050.00
Trading Volume (Present Month)	1,028,971.62	170,374,334.00
Delivery Ratio (Present Month)	50.76%	1.56%
Delivery Volume (Accumulative Total)	1,293,695.36	7,507,590.00
Trading Volume (Accumulative Total)	2,374,073.56	437,597,802.00
Delivery Ratio (Accumulative Total)	54.49%	1.72%
Withdrawal Volume (Present Month)	92,392.32	78,885.00
Withdrawal Volume (Accumulative Total)	251,881.25	251,880.00

### Price Comparison Chart (Gold)

